

**NEW**

# English Adventure

**Podręcznik**

**POZIOM 1**



**Tessa Lochowski  
Cristiana Bruni**

**Konsultacja:  
Mariola Bogucka**

PODRĘCZNIK WIELOLETNI



**NEW**

# English Adventure

**Podręcznik**

**POZIOM 1**

## Spis treści

strona

	<b>Hello</b>	<b>2</b>
<b>1</b>	<b>My face</b>	<b>4</b>
<b>2</b>	<b>Animals</b>	<b>12</b>
<b>3</b>	<b>My toys</b>	<b>20</b>
<b>4</b>	<b>Food</b>	<b>28</b>
<b>5</b>	<b>My body</b>	<b>36</b>
<b>6</b>	<b>My house</b>	<b>44</b>
<b>7</b>	<b>My clothes</b>	<b>52</b>
<b>8</b>	<b>My party</b>	<b>60</b>
	<b>Christmas</b>	<b>68</b>
	<b>Easter</b>	<b>70</b>
	<b>Halloween</b>	<b>72</b>

Drodzy Uczniowie! Drodzy Rodzice!

Pamiętajcie, że w tym podręczniku nie należy zaznaczać odpowiedzi.  
Dbajcie o niego. Za rok wykorzysta go inny uczeń.

# Zakres materiału

ROZDZIAŁ	JĘZYK CZYNNY	JĘZYK BIERNY	POWTÓRZENIE
Okres bezpodręcznikowy	Hello! Goodbye! Yes. No. I'm (Anna). Słowo: teacher. Nazwy przyborów szkolnych: crayon, pencil, rubber. Kolory: blue, green, red, yellow.	Stand up. Sit down. Look. Listen. Quiet, please. Try again! Pick up (a pencil). What's this? What colour is it? Point to (a yellow crayon). Touch something (red).	
Hello!	Nazwy przyborów szkolnych: bag, book, pen, pencil, rubber, crayon, pencil case, ruler. Kolory: blue, green, red, yellow.	Say hello. Hello, everyone. Too. What colour is it? It's (red). What is it? Classroom language: Open your books. Look! Listen! Point to a (pencil). Yes. Try again! Well done! Stick!	Hello! Goodbye! I'm (Anna).
1 My face	Nazwy części twarzy: ears, eyes, face, hair, mouth, nose. Kolory: brown, orange, pink, purple. Słowa: happy, sad, big, small, flower. Zwroty: This is my (face). My (blue) (eyes). I'm (happy). (Pink) flowers. Are you (sad)? Thank you! Oh, my (nose)! It's (big). A (big) (book).	What colour is it? What colour are the (eyes)? What's missing? Happy or sad? We're happy/sad. Everything's great/bad. Boo-hoo! Hooray! Is he/she (happy)? He's/She's (happy). Is it (big)? Classroom language: Cut out. Look at me! Today, it's story time!	Kolory: blue, green, red, yellow. Nazwy przyborów szkolnych.
2 Animals	Nazwy zwierząt: elephant, giraffe, hippo, lion, rhino, zebra. Zwroty: It's a (lion). Look at the animals! What's that? A bird? It's (grey). Liczby od 1 do 5. Wyrażenia: (three) (giraffes). Kolory: black, grey, white. Słowa: bird, baby, leopard, tiger.	This is a (giraffe). Listen to the animals. How many fingers? Number (one). What colour is it? Is it (grey)? It isn't (purple). What is it? Is it (big)? Touch something (black). What's this? How many (grey) animals? Is the elephant happy? Słowa: cat, body. Classroom language.	Kolory. Słowa: big, small.
3 My toys	Nazwy zabawek: ball, car, cowboy, dinosaur, doll, spaceman, boat, kite, teddy bear, train, yo-yo. Zwroty: Is it a (car)? Yes, it's a (car). No, it's a (boat). Clap, stamp, touch the ground, turn around. Look at the kites! Go! Look out! My (kite). It's the ball! It's a (blue) (ball). Wyrażenia: (ten) (balls). Liczby od 6 do 10. Nazwy kształtów: circle, rectangle, square, triangle.	Come and look at my toys. It isn't a (doll). It isn't (blue). Listen to the song. What colour is number (six)? Close your eyes. What's missing? How many (dolls)? Look at the numbers. Is (the boy) happy? What toys are in the story? What is it? What's your toy? Jump (six) times. How many (circles)? Is it (big)? Point to a (doll). Colour the (cowboys) (blue). What number? Słowo: dance. Classroom language.	Kolory. Liczby od 1 do 5. Zwroty: It's a (ball). It's (blue). Słowa: big, small.
4 Food	Nazwy produktów spożywczych: bread, cheese, chicken, pizza, spaghetti, water, apples, bananas, milk, pears, cake, eggs, meat, sandwiches. Zwroty: I like (cheese). Oh, yum! Yummy. I don't like (milk). Do you like (eggs)? Delicious. Oh no! Stop! Sorry! Słowa: milkshake, seed, tree.	What's missing? Food! What is it? What colour is it/are they? Simon says, eat (apples). Is it water? Is Goofy happy? Does Mickey like bananas? You're number 2. How many (apples) can you see? Plant the seed. Now it's a big tree. Słowa: ough, but. Classroom language.	Kolory. Liczby od 1 do 10. Zwroty: It's a (seed). It's (brown). Słowa: big, small, flower.
5 My body	Nazwy części ciała: arms, body, head, legs, tummy, feet, fingers, hands, toes. Słowa: long, short, stretch, mirrors. Zwroty: I've got (a big body). I've got (five toes). Look (at me)! Oh, yes! (Your) nose! Nazwy dyscyplin sportowych: football, gymnastics, tennis.	Look, this is a robot. How many (fingers)? Touch your (legs). What is it/ are they? Is it/Are they (long)? Stretch your (arms). How many fingers has (he) got? Has (he) got (long hair)? He's/She's got (a big head). (Nose) up! down! Come on! Who's got (a big head)? A circus! Who am I? Do you like (tennis)? What colour is it? Is it big or small? Tick or cross? Classroom language.	Kolory. Liczby od 1 do 10. Zwroty: I like (tennis). It's (yellow). Słowa: big, small, hair, nose.



ROZDZIAŁ	JĘZYK CZYNNY	JĘZYK BIERNY	POWTÓRZENIE
6 My house	<p><b>Nazwy miejsc w domu:</b> bathroom, bedroom, garden, house, kitchen, living room.</p> <p><b>Nazwy przedmiotów w domu:</b> chair, door, table, window.</p> <p><b>Zwroty:</b> This is my (house). It's in the (bedroom). Is it in the (bathroom)? It isn't in the (bathroom). Where's (Goofy)?</p> <p><b>Słowa:</b> boot, snail.</p>	<p>Come and see. Go to the (garden), (cowboys). Where's the (table)? (A pencil) is in the (living room). Is it (big)? Tell me, please. Who's this? Come in. What is it? What colour is it? What's your favourite room? How many (doors)? He's in the kitchen.</p> <p><b>Słowa:</b> hat, monster.</p> <p><b>Classroom language.</b></p>	<p><b>Kolory.</b></p> <p><b>Liczby od 1 do 10.</b></p> <p><b>Nazwy zabawek.</b></p> <p><b>Nazwy przyborów szkolnych.</b></p> <p><b>Zwroty:</b> This is my (house). It's a (table). It's (blue)/(big).</p> <p><b>Słowa:</b> big, small, pizza, mouth.</p>
7 My clothes	<p><b>Nazwy ubrań:</b> boots, dress, hat, shirt, skirt, trousers, coat, shoes, sweater, T-shirt, scarf, shorts.</p> <p><b>Zwroty:</b> Put on (your boots). I'm wearing (a dress). I'm wearing (a green sweater). What colour is it? Thank you. It's hot/cold.</p>	<p>Look! This is (Rapunzel). What colour is it? What are you wearing? A (dress) in the (kitchen). This is my picture for you. Mix the colours. He's/She's wearing (brown) (boots). Touch something (yellow). Sit! Here! It's nice. What is (Minnie) wearing? What colour is Minnie's (dress)? Is it hot/ cold?</p> <p><b>Słowa:</b> with me, chameleon, phew.</p> <p><b>Classroom language.</b></p>	<p><b>Kolory.</b></p> <p><b>Zwroty:</b> It's (red). Do you like it?</p>
8 My party	<p><b>Nazwy zwierząt domowych:</b> bird, cat, dog, duck, mouse, rabbit, fish, hamster, horse, tortoise, chicken, cow, pig, sheep.</p> <p><b>Słowa/wyrażenia:</b> party, a mouse with a (kite), a mouse in a boat. Look out! Stop!</p>	<p>Look! What's this? Is it big/small? Have you got a (pet)? What colour is it/are they? Point to the (kite). For me and you. And lots of fun. What number? You're number (1). Does Mickey like hamsters? Is it a kitchen? Is Minnie happy? What are these? What's on his head? Do you like (dogs)? Are you wearing a (T-shirt)? Tick or cross? How many (cows) can you see?</p> <p><b>Słowa:</b> mice, farm.</p> <p><b>Classroom language.</b></p>	<p><b>Kolory.</b></p> <p><b>Liczby od 1 do 10.</b></p> <p><b>Nazwy produktów spożywczych.</b></p> <p><b>Nazwy ubrań.</b></p> <p><b>Nazwy zabawek.</b></p> <p><b>Zwroty:</b> I've got a (dog). I like (cheese). It's a (kite). It's (red).</p>
Christmas	<p><b>Słowa:</b> Christmas, cracker, present, pudding, stocking, turkey, Santa, tree.</p> <p><b>Zwroty:</b> I like (presents). Happy Christmas!</p>	<p>Look! Hooray! Is it a (cracker)? It's (big and red). What is it? Look at my present!</p> <p><b>Classroom language.</b></p>	<p><b>Kolory.</b></p> <p><b>Liczby od 1 do 10.</b></p>
Easter	<p><b>Słowa:</b> chick, Easter, egg, flower, lamb, rabbit.</p> <p><b>Zwroty:</b> Happy Easter!</p>	<p>Easter time. What's this? How many (chicks)? What colour is it/are the (flowers)? Easter basket.</p> <p><b>Classroom language.</b></p>	<p><b>Kolory.</b></p> <p><b>Liczby od 1 do 10.</b></p> <p><b>Słowo:</b> baby.</p> <p><b>Zwroty:</b> It's a (chick). Clap, jump, stamp, touch (your head).</p>
Halloween	<p><b>Słowa:</b> bat, cat, ghost, Halloween, pumpkin, witch.</p>	<p>I turn around and I see an orange pumpkin smiling at me. Happy Halloween!</p> <p><b>Classroom language.</b></p>	<p><b>Liczby od 1 do 5.</b></p> <p><b>Nazwy części twarzy.</b></p> <p><b>Zwroty:</b> It's a (ghost). I'm a (witch).</p>

# Hello



1 Listen and chant.

CD 1.6



KARAOKE

CD 1.7

2 Listen, point and repeat. Then find and say.

CD 1.8



**Lesson 1:** bag, book, pen, pencil, rubber; blue, green, red, yellow




3

Listen and find. Then say.

CD  
1.9

4

Look at Exercise 3 and draw in your notebook.



# My face



1 Listen and chant.

CD  
1.10



KARAOKE

CD  
1.11

2 Listen, point and repeat. Then find and say.

CD  
1.12




**Lesson 1:** ears, eyes, face, hair, mouth, nose. This is my (face).



3

Listen and say. Then follow and say. Copy and colour in your notebook.

CD  
1.13

4

Listen and say the number.

CD  
1.14





5

Listen, point and say. Then play.

CD  
1.15



1



2



3



4



6

Listen and sing.

CD  
1.16



KARAOKE  
CD  
1.17




7

Listen and answer. Then draw in your notebook and say.

CD  
1.18

1




2



3



4



8







Look and play.





9

Listen and answer.

CD  
1.19CD  
1.20

10

Now act the story out.



**Lesson 5 Story:** (pink) flowers. Face. Colours. I'm (happy).



11

Listen: Yes or No?

CD  
1.23

1



2



3



4




12

Cut out. Then listen and play.


CD  
1.24



**13** Listen and say. Then listen and draw in your notebook.



**14** Look and say the number.



**15** Make a poster.

**Lesson 7** CLIL: big, small, flower. A (big) (book). It's (big). Face. School objects.

16

Listen, point and say. Then play.

CD  
1.27

17

Draw in your notebook and say.

