


English for the Oil industry

A large, stylized green number '1' is positioned on the right side of the cover, within a green vertical bar.

Vocational English
Course Book

Evan Frendo with David Bonamy
Series editor David Bonamy

Contents

		Function	Language	Vocabulary
Unit 1 The oil industry	Introductions p.4	Introducing yourself	Verb <i>be</i> <i>I'm Jennifer Burgess. I'm from Scotland. I'm a radio operator.</i>	Jobs in the oil industry Countries
	Getting oil to the customer p.5	Describing people	Present simple <i>Matthew works on an oil rig.</i> Present simple of <i>be</i> <i>Ricardo is a roustabout.</i>	Stages in getting oil to the customer
	Spelling p.6	Exchanging information	<i>How do you spell ... ?</i>	The alphabet
	Jobs p.7	Describing people's jobs	Present simple <i>We transport the oil.</i> Present simple of <i>be</i> <i>I'm the supervisor.</i>	Jobs in the oil industry
	Introducing yourself and others p.8	Introducing yourself and others	Asking questions <i>Where does he work?</i> <i>What does he do?</i>	Jobs in the oil industry
	Health and safety: Personal protective equipment (PPE) p.9	Describing personal protective equipment	Asking questions <i>What does a helmet protect?</i>	Personal protective equipment
	Oil fields p.10	Talking about oil fields around the world	Asking questions <i>Where is Ghawar?</i>	Oil-producing countries and states
	Review p.11			
Unit 2 Looking for oil	On land p.12	Explaining about looking for oil on land	Asking questions <i>What's this?</i> <i>What does this do?</i>	Word partnerships: <i>thumper truck, energy source, ...</i>
	At sea p.13	Explaining about looking for oil at sea	Describing how to look for oil at sea	Word stress
	Seismic operators p.14	Describing what seismic operators do	Plurals	Word partnerships <i>handle explosives</i>
	Numbers p.15	Using numbers (1 to 100)	<i>one, two, ninety, one hundred</i>	Numbers
	Where is it? p.16	Saying where things are	Prepositions	Personal protective equipment Everyday objects
	Health and safety: Instructions p.17	Understanding and giving instructions	Imperatives <i>Turn off the phone</i>	<i>bring, be, turn, keep, put, touch</i>
	Giving personal information p.18	Giving personal information	Asking questions <i>What's your name? Where do you live?</i> <i>How tall are you?</i>	Numbers
	Review p.19			
Unit 3 Oil fields	Oil field equipment p.20	Describing oil field equipment	<i>What's this?</i> <i>What are those?</i>	Oil field equipment
	Operating equipment p.21	Giving and understanding instructions for operating equipment	Imperatives <i>turn, open, close</i>	Oil field equipment
	Control panels p.22	Describing control panels	<i>There is / There are</i>	Control panel components
	Telling the time p.23	Telling the time	<i>Three o'clock</i> <i>What time ... ?</i>	Numbers
	Asking questions about equipment p.24	Asking questions about equipment	<i>What's this?</i> <i>What are these for?</i>	Oil field equipment Personal protective equipment
	Health and safety: Warning signs p.25	Understanding warning signs	<i>must</i> <i>mustn't / must not</i>	Warning signs
	Making conversation p.26	Making conversation	Asking questions <i>Where's ... Are you sure? Cup of tea?</i>	Forms <i>No problem, OK, Good idea, Fair enough</i>
	Review p.27			
Unit 4 Drilling	Drilling a well p.28	Explaining about drilling a well	Sequencing	Verbs connected with drilling a well
	The rotary system p.29	Describing the rotary system	Sequencing	Parts of the rotary system
	Lifting gear p.30	Explaining about lifting gear	Present simple <i>This is a ...</i> <i>This goes from ...</i> <i>This pulls the ...</i>	Parts of the lifting system
	Hand tools p.31	Describing hand tools	<i>to / too</i>	Hand tools
	Directions p.32	Asking for and giving directions	<i>supervisors / supervisor's / supervisors'</i>	Prepositions
	Health and safety: Helicopters p.33	Understanding helicopter safety instructions	Imperatives	Helicopter safety instructions
	Off-shift in the canteen p.34	Ordering food in the canteen	Asking for and about food <i>I'd like ... Could I have ...</i>	Food
	Review p.35			

	Function	Language	Vocabulary
Unit 5 Working offshore	Oil rig systems p.36	Describing oil rig systems	Positions <i>above, below, to the left of ...</i>
	What does it do? p.37	Asking questions about function	<i>What does it do?</i>
	Dimensions p.38	Using dimensions	Numbers Pipe dimensions <i>diameter, bore</i>
	Offshore fixed platforms p.39	Using dimensions	Dimensions – adjectives and nouns <i>long / length</i> <i>thick / thickness</i> <i>high / height</i>
	Asking for information p.40	Asking for information	<i>How long is it?</i> <i>What is the length?</i> <i>many / much</i>
	Health and safety: In the sick bay p.41	Describing basic medical problems	<i>have / have got</i>
	Crew quarters p.42	Describing the crew quarters on an oil rig	<i>There is ... / There are ...</i> <i>It is ... / They are ...</i>
	Review p.43		
Unit 6 Refining	Refineries p.44	Describing refineries	Greeting visitors
	Parts of a refinery p.45	Describing refineries	<i>This is ... / These are ...</i> <i>This provides ...</i>
	Refinery jobs p.46	Describing refinery jobs	Present simple
	In the control room: PCBs and resistors p.47	Using colours	<i>What does ... ? / What do ... ?</i>
	Dates p.48	Using days, months and dates	Ordinal numbers
	Health and safety: Emergency procedures p.49	Describing emergency procedures	Imperatives
	Talking about the weather p.50	Talking about the weather	<i>It is ...</i> <i>It's going to be ...</i>
	Review p.51		
Unit 7 Storage	Petroleum products p.52	Describing petroleum products	<i>are used ...</i> <i>you can see ...</i> <i>was built ...</i>
	Properties p.53	Describing properties of petroleum products	Present simple <i>are made from ...</i>
	Describing storage facilities p.54	Describing storage facilities	Comparatives Superlatives
	Health and safety: Fire safety p.55	Explaining how to operate a fire extinguisher	Imperatives
	Incident reports p.56	Reporting past incidents	Past simple
	Talking about past incidents p.57	Reporting past incidents	Past simple
	In the storeroom p.58	Requesting items from the storeroom	<i>I need a ... / some ...</i> <i>Do you have any ...</i> <i>What type?</i> <i>Can you order some?</i>
	Review p.59		
Unit 8 Transport	Laying a pipeline p.60	Explaining about laying a pipeline	Present simple
	Reporting progress p.61	Reporting progress	Past simple
	A pipeline route p.62	Describing a route	<i>will</i> for talking about the future
	Pipeline jobs p.63	Describing pipeline jobs	Present simple
	Oil tankers p.64	Describing types of oil tanker	Large numbers
	Health and safety: Vehicle maintenance p.65	Using a vehicle maintenance checklist	Past simple
	Off-shift: Life on a supertanker p.66	Describing hobbies and interests	Adverbs of frequency <i>never, sometimes</i> <i>twice a week</i>
	Review p.67		
Partner files: Student A p.68			
Audioscript p.69			
Partner files: Student B p.79			

1

The oil industry



- Introduce yourself and others
- Talk about getting oil to the customer and oil fields around the world
- Talk about jobs in the oil industry
- Say the letters of the alphabet
- Talk about personal protective equipment (PPE)

Introductions

Listening 1  **02** Listen and read. Match the texts 1–5 with the pictures A–E.

*I am → I'm
You are → You're
He/She/It is → He's/
She's/It's
We are → We're
You are → You're
They are → They're*

- 1 Hi. My name is Armando Panganiban. I'm from the Philippines. I'm a driver. *E*
- 2 Hello. My name's Ricardo Cabrera. I'm from Venezuela. I'm a roustabout.
- 3 I'm Ali bin Khalid, from Saudi Arabia. I'm an engineer. Nice to meet you.
- 4 Hi, I'm Jennifer Burgess. I'm from Scotland. I'm a radio operator.
- 5 Hello. I'm Matthew Aondoakaa from Nigeria. I'm a seismic operator.



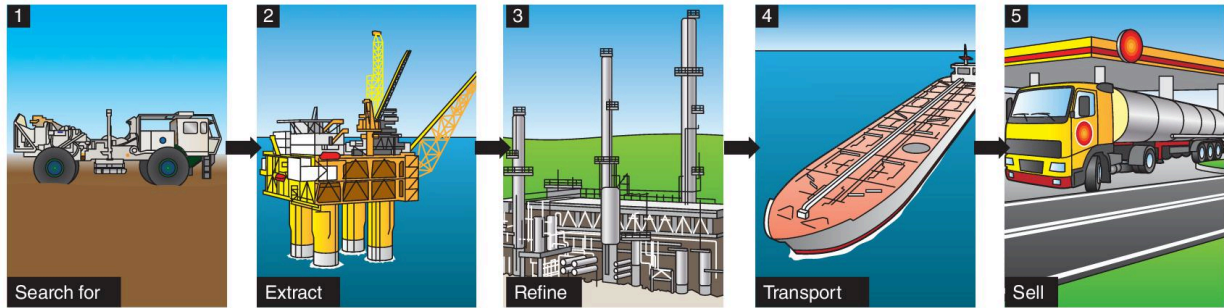
Speaking 2 Practise the conversation in pairs.

- | | |
|------------------------|------------------------------|
| A: What's your name? | B: Armando Panganiban. |
| A: Where are you from? | B: I'm from the Philippines. |
| A: What do you do? | B: I'm a driver. |

3 Practise in pairs. Ask and answer questions about Ricardo Cabrera, Ali bin Khalid, Jennifer Burgess and Matthew Aondoakaa. Then find a different partner and repeat.

Getting oil to the customer

Listening 1  03 Listen. Write the names under the photos.



Matthew Aondoakaa

Vocabulary 2 Complete the table.

Name	Job	Work location
Armando Panganiban		
Ricardo Cabrera	<i>roustabout</i>	
Ali bin Khalid		<i>refinery</i>
Jennifer Burgess	<i>radio operator</i>	
Matthew Aondoakaa		

3 Are these sentences true (T) or false (F)?

- 1 Armando is a driver. He drives a road tanker. T/F
- 2 Matthew works on an oil rig. T/F
- 3 Ricardo is a roustabout. T/F
- 4 Ali is an engineer at a refinery. T/F
- 5 Jennifer is a radio operator on an oil rig. T/F

Language

Present simple

We use the **present simple** to talk about something that is always or usually true.

*I/You/We/They **work** on an oil rig / at the refinery / in Nigeria.*

*He/She **works** on an oil rig / at the refinery / in Nigeria.*

Present simple of be

The **present simple of be** is irregular.

*I **am** a driver.*

*You/We / They **are** a driver / drivers.*

*He / She **is** a driver.*

4 Talk about your classmates.

Richard Smith is from Alaska. He's a driver. He works in ...

Spelling

Listening 1  **04** Listen and repeat.

The alphabet

A, H, J, K
B, C, D, E, G, P, T, V, Z (American English)
F, L, M, N, S, X, Z (British English)
I, Y
O
Q, U, W
R

2  **05** Listen and fill in the missing letters.

- 1 e n g i n e e r
- 2 _ _ e _ _ t _ _
- 3 _ _ i _ _ r
- 4 _ _ u _ t _ b _ _ t
- 5 _ e _ _ _ e _ y
- 6 _ _ l _ _ g
- 7 _ _ n _ _ r

3  **06** Listen and read.

- 1 A: Hello. My name's Cabrera. That's C-A-B-R-E-R-A.
B: Thank you.
- 2 A: Panganiban.
B: How do you spell that?
A: It's Panganiban. P-A-N-G-A-N-I-B-A-N.
B: Thank you.
- 3 A: Matthew Aondoakaa.
B: Pardon?
A: Aondoakaa. That's A-O-N-D-O-A-K-double A.
B: Thank you.

4  **07** Underline the items you hear.



PPE API KV RPM VDU CO USA UAE TSR

Speaking 5 Practise in pairs. Ask and answer questions like those below. Then change partners and repeat.

- A: *What's your name?*
B: *Smith.*
A: *How do you spell that?*
B: *S-M-I-T-H.*
A: *Thank you.*

Jobs

Reading 1 Read about different crews. Match the texts to the pictures of the jobs.



- 1 I work on a supertanker. We have a crew of 25. We live on the ship. The captain's in charge. We transport the oil. *D*
- 2 Here is my crew. We live and work on an oil rig. The driller is in charge. He's the boss. We extract the oil. I'm a roustabout.
- 3 Our crew is small. We have a surveyor and three seismic operators. We search for oil. We work in the countryside.
- 4 The refinery is big. I work in the control room. I supervise the control room operators so I'm the supervisor. We control the refinery. We refine the oil.

Listening 2 08 Listen and write down the words you hear.

- 1 We transport the oil.
- 2 We _____ the oil.
- 3 We _____ for oil.
- 4 We _____ the oil.
- 5 I work on a _____.
- 6 We work on an _____.
- 7 We work in the _____.
- 8 We work in the _____.
- 9 I'm the _____.
- 10 I'm the _____.
- 11 I'm a _____.
- 12 I'm a _____ operator.
- 13 I'm a _____.
- 14 I'm a _____ operator.

Speaking 3 Practise in pairs. Talk about the pictures. Don't read the texts.

This man works in the refinery control room. He supervises ...

Introducing yourself and others

Listening 1  09 Listen to and read the conversations.

Conversation 1

John: Hi. Welcome to the crew. My name's John. **I'm the driller**, so I'm in charge of this crew.
 Ahmed: Thanks. I'm Ahmed.
 John: **This is Harry. And that's Martin.** They're roughnecks.
 Ahmed: Excuse me. Roughnecks?
 John: Roughnecks. They do all the general jobs.
 Ahmed: Oh, OK.

Conversation 2

Sayed: Hello. I'm Sayed. I'm the new control room operator.
 Brian: Oh, good to see you, Sayed. I'm Brian. I'm the supervisor. This is Frank. He's an operator, too.
 Sayed: Hi, Frank.
 Frank: Hello, Sayed.

Conversation 3

Manuel: Hi. I'm looking for Fred. I'm Manuel.
 Fred: Hi. I'm Fred. Are you the new radio operator?
 Manuel: Yes, that's right.
 Fred: Oh, good. Come with me. I'll show you the radio room.

Conversation 4

Antonio: Hello. My name's Antonio.
 Chris: Pardon?
 Antonio: Antonio.
 Chris: Hi, Antonio. I'm Chris. Are you the new surveyor?
 Antonio: Yes, that's right. Antonio Rivaldi.
 Chris: Good to meet you. I'm a surveyor, too.

→
 Roughneck? → What is a roughneck?
 →
 Pardon? → Please repeat.

2 Read the conversations again. What is the difference between the words in **red** and the words in **blue** in Conversation 1? Find similar phrases in Conversations 2, 3 and 4.

Language

Asking questions

We use **questions** to get information. The word order in questions is different from positive and negative sentences and we can use special questions words.

Is he the supervisor?

Are you John?

What's your name?

What do you do?

Where do you work?

How do you spell that?

3 Read the conversations above again. Underline the questions.

Speaking 4 Practise in pairs. Ask and answer questions about Harry, Martin, Sayed, Brian, Frank, Manuel, Fred, Antonio and Chris.

What **does** he do?
 → What's his job?

A: *Where does John work?*
 B: *He works on an oil rig.*
 A: *What does he do?*
 B: *He's a driller.*

Health and safety: Personal protective equipment (PPE)

Vocabulary 1 Look at these pictures. Say the words.




Gloves 1



Safety glasses



Helmet



Boots



Ear protectors



Trousers



Jacket

Listening 2 10 Listen and write the correct number next to the pictures above.

3 11 Listen and write down the PPE items you hear.

- 1 ear protectors
- 2 _____
- 3 _____
- 4 _____
- 5 _____

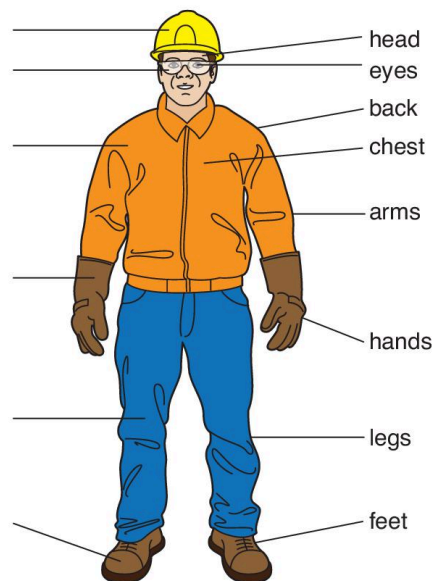
Speaking 4 Look at the picture and label the PPE items. Then practise in pairs. Ask and answer questions about PPE items.

A: What does a helmet protect?

B: It protects the head.

A: What do gloves protect?

B: They protect the hands.



Oil fields



Listening 1 **12** Listen and mark the stress. Then repeat.

- 1 Venezuela
- 2 Mexico
- 3 USA
- 4 Saudi Arabia
- 5 Kuwait
- 6 Alaska
- 7 Iraq
- 8 Russia

2 **13** Listen. Match the oil fields to the countries or state.

Oil fields

- 1 Samotlor
- 2 Prudhoe Bay
- 3 East Texas
- 4 Cantarell
- 5 Greater Burgan
- 6 Rumaila
- 7 Ghawar
- 8 Bolivar Coastal

Countries or state

- a) Venezuela
- b) Mexico
- c) USA
- d) Saudi Arabia
- e) Kuwait
- f) Alaska
- g) Iraq
- h) Russia

Speaking 3 Practise in pairs. Test yourselves. Then find a new partner and repeat.

A: *Where is Ghawar?*

B: *I think Ghawar is in Saudi Arabia.*

A: *Where is East Texas?*

B: *I'm sure East Texas is in the USA.*

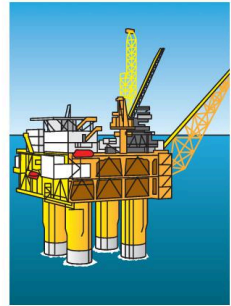
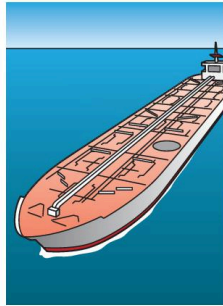
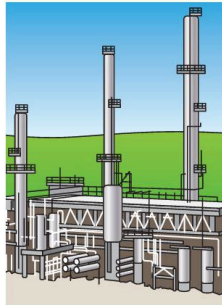

Review

Writing 1 Use *what* or *where* to complete the questions.

- 1 Where do you work?
- 2 _____ do you do?
- 3 _____'s my helmet?
- 4 _____'s a roughneck?
- 5 _____'s your name?
- 6 _____ are you from?
- 7 _____ does he do?

2 Label the pictures with the words in the box.

extract search for refine **sell** transport



- 1 sell 2 3 4 5

3 Find the names of six more countries and one state.

g	j	g	e	y	a	e	d	k	c	v
m	e	x	i	c	o	r	f	u	v	e
t	h	i	d	x	s	g	c	w	p	n
h	u	o	f	r	a	b	r	a	x	e
k	s	p	s	z	l	n	u	i	l	z
v	a	l	i	r	a	q	s	t	k	u
c	g	j	g	i	s	m	s	u	y	e
a	e	a	h	o	k	k	i	h	j	l
s	a	u	d	i	a	r	a	b	i	a

4 Complete the texts. Then go to page 7 to check your answers.

- 1 I work on a super (1) tanker . We have a crew of 25. We live on the (2) _____ . The Captain's (3) _____ charge. We transport the oil.
- 2 The refinery is big. I work in the control (4) _____ . I supervise the control room operators. I'm a (5) _____ . We control the refinery. We refine the (6) _____ .

5 Write down five of each of these.

- 1 PPE items
- 2 parts of the body
- 3 jobs in the oil industry
- 4 things about yourself