



speakout

2ND
EDITION

Elementary Students' Book

with DVD-ROM

Frances Eales • Steve Oakes



LESSON	GRAMMAR/FUNCTION	VOCABULARY	PRONUNCIATION	READING	LISTENING/DVD	SPEAKING	WRITING	
UNIT 1 WELCOME page 7  BBC interviews What's your name?								
1.1	Nice to meet you page 8	present simple: <i>be</i>	countries and nationalities	word stress		listen to people introduce themselves	introduce yourself and others	improve your use of capital letters
1.2	Travel light page 10	<i>this/that, these/those</i> ; possessives	objects	word stress; <i>this, that, these, those</i>	read about travelling light		identify objects	
1.3	Can I have a coffee? page 12	making requests	tourist places	polite intonation; sentence stress		understand people in tourist situations	make requests	
1.4	Fawlty Towers page 14				 Fawlty Towers : watch an extract from a sitcom about a hotel	check into a hotel	complete a registration form at a hotel	
UNIT 2 LIFESTYLE page 17  BBC interviews What's your daily routine?								
2.1	Join us! page 18	present simple: <i>I/you/we/they</i>	activities	linking: <i>do you</i>	read about local groups		talk about activities and groups	link sentences with <i>and, but</i> and <i>or</i>
2.2	High flyers page 20	present simple: <i>he/she/it</i>	daily routines; jobs	third person 's'		listen to people talk about their daily routines	talk about your daily routine and people's jobs	
2.3	What time does it start? page 22	asking for information	the time	sentence stress; polite intonation	read leaflets about San Francisco	listen to people at a tourist information centre; check when you don't understand	ask questions at a tourist information centre	
2.4	A Visit to Panama page 24				 Tribal Wives : watch an extract from a programme about living with tribes	talk about good guests and bad guests	write an email asking a friend for a place to stay	
UNIT 3 PEOPLE page 27  BBC interviews What do you like doing with friends/family?								
3.1	Big happy families page 28	<i>have/has got</i>	family	sentence stress	read about an unusual family		talk about your family	
3.2	Real friends? page 30	adverbs of frequency	personality	word stress		listen to people talk about their friends	describe someone you know and say why you like them	improve your use of apostrophe 's'; write about your family and friends
3.3	Are you free tonight? page 32	making arrangements	time expressions	intonation to show interest		learn to show interest when you listen	make arrangements to meet friends	
3.4	Diwali Celebrations page 34				 Diwali : watch an extract from a BBC programme showing the traditions of Diwali	talk about a special occasion	write a description of a special event	
UNIT 4 PLACES page 37  BBC interviews Where do you live?								
4.1	A place to stay page 38	<i>there is/are</i>	rooms and furniture; prepositions	word stress; weak forms: <i>there's a, there are</i>	read about two places in Malta	listen to a woman describing her apartment	describe a room in your home	improve your use of commas; write a description of your home
4.2	Around town page 40	<i>can</i> for possibility	places in towns; prepositions	word stress; weak forms: <i>can/can't</i>	read about some unusual places in town		talk about things you can do in your town	
4.3	Can I help you? page 42	shopping	things to buy	polite intonation		understand conversations in shops	have a conversation in a shop	
4.4	Favourite Places page 44				 50 Places To See Before You Die : watch an extract from a documentary about some amazing places	talk about a favourite place	write a blog about your favourite place	
UNIT 5 FOOD page 47  BBC interviews What's your favourite dish?								
5.1	My fridge page 48	countable and uncountable nouns	food and drink	weak forms: <i>a, an, some, any</i>	read about a photographer's project	listen to a photographer talk about food	talk about your eating and drinking habits	
5.2	A lifetime in numbers page 50	<i>how much/many</i> ; quantifiers	containers	numbers	read about eating and drinking habits		conduct a class food survey	use paragraphs to write a short report about your class
5.3	Are you ready to order? page 52	ordering in a restaurant	restaurant words	polite intonation; linking	read a menu	listen to people ordering in a restaurant; learn to understand fast speech	order a meal in a restaurant	
5.4	Beach Barbecue page 54				 Ainsley Harriott's Beach Barbecue : watch an extract from a cookery programme with a famous chef	describe your favourite special dish	write an email with a recipe	
UNIT 6 THE PAST page 57  BBC interviews Did you go out last night?								
6.1	In their past page 58	<i>was/were</i>	dates and time phrases	weak forms: <i>was/were</i>		hear interesting facts about famous people's lives	describe your favourite childhood things	
6.2	Time twins page 60	past simple	life story collocations	past simple verbs: <i>-ed</i> endings	read about time twins		talk about past events in your life	link sentences with <i>because</i> and <i>so</i> ; write your life story in 100 words
6.3	What did you do? page 62	asking follow-up questions	activities	linking: <i>did you</i>		listen to people talking about their weekends	talk about how your weekend was	
6.4	Nelson Mandela page 64				 Nelson Mandela: The Fight For Freedom : watch an extract from a documentary about a great leader	interview a special person	write a profile about a special person	

LESSON

GRAMMAR/FUNCTION

VOCABULARY

PRONUNCIATION

READING

LISTENING/DVD

SPEAKING

WRITING

UNIT 7 HOLIDAYS

page 67

 BBC interviews | How was your last holiday?

7.1

Travel partners
page 68

comparatives

travel adjectives

word stress; sentence stress

read a quiz about travel

listen to people talk about how they like to travel

talk about holidays

7.2

The longest bike ride
page 70

superlatives

places

weak form: *the*

read an article about a bike tour across Asia

listen to a conversation with a traveller

plan and talk about a long journey

check and correct information about a holiday

7.3

Can you tell me the way?
page 72

giving directions

places

sentence stress: correcting

read about Liverpool

understand directions

give directions

7.4

Hong Kong
page 74

 **Going Local: Hong Kong:** watch an extract from a travel show about Hong Kong

describe part of a town/city you know

write a short travel article about a town/city

UNIT 8 NOW

page 77

 BBC interviews | What was the last film you saw?

8.1

Having a great time
page 78

present continuous

verbs + prepositions

weak forms: prepositions and articles

read research about language people use on social networking sites

talk about what people are doing

improve your use of pronouns; write comments on a photo

8.2

What a difference!
page 80

present simple and continuous

appearance

intonation in questions

listen to people talk about actors

talk about what you wear

8.3

What do you recommend?
page 82

recommending

types of film

word stress; linking

read a questionnaire about films

listen to conversations about films

ask for and give recommendations

8.4

Changing Trends
page 84

 **Robert Peston Goes Shopping:** watch an extract from a BBC programme about shopping trends

talk about a survey on trends

write a summary of a survey

UNIT 9 TRANSPORT

page 87

 BBC interviews | How do you get to work?

9.1

Citybikes
page 88

can/can't, have to/don't have to

adjectives

word stress; weak sound /ə/

read an article about Mexico City's EcoBici

talk about transport in different cities

9.2

Free ride
page 90

articles: *a/an, the*, no article

transport collocations

weak forms: *a, an, the*

read about transport in different places

listen to a man talk about travelling for free

talk about types of transport

9.3

Sorry I'm late
page 92

apologising

excuses

intonation in apologies

read excuses for being late

listen to a woman talk about her problems getting to work

apologise for being late

write a story using linkers

9.4

Airport
page 94

 **Airport:** watch an extract from a documentary about a day at Heathrow airport

deal with problems when flying

write a website entry about problems when flying

UNIT 10 PLANS

page 97

 BBC interviews | What are your plans for the future?

10.1

Life's a lottery
page 98

be going to; would like to

plans

weak forms: *going to, would*

read about a lottery winner

listen to a radio interview with lottery winners

talk about your future plans/wishes

10.2

Survive
page 100

will, might (not), won't

phrases with *get*

contractions

read an article about nature's dangers

make predictions about situations

improve your use of linkers and write a short story

10.3

Let's do something new
page 102

making suggestions

art and culture

intonation: sounding positive

make and respond to suggestions for a day out

10.4

Wild Weather
page 104

 **Wild Weather:** watch an extract from a documentary about the wettest place in Europe

describe unusual weather

write a message forum notice about your city

UNIT 11 HEALTH

page 107

 BBC interviews | Do you have a healthy lifestyle?

11.1

I don't feel well
page 108

should/shouldn't

the body; health

sentence stress; weak form: *should*

listen to a radio programme about colds and flu

talk about what to do when you don't feel well

11.2

On thing at a time
page 110

adverbs

communication

sentence stress: adverbs

read an article about multi-tasking

talk about ways of reducing stress

make your stories more interesting with adverbs

11.3

Help!
page 112

offering to help

verbs of movement

intonation in offers

read about helpful cities

listen to situations where people offer to help

offer to help someone

11.4

Fat or Sugar?
page 114

 **Horizon: Sugar Versus Fat:** watch an extract from a documentary about fat and sugar

talk about diets

write some advice for a health forum

UNIT 12 EXPERIENCES

page 117

 BBC interviews | What's the most exciting thing you've done?

12.1

Great experiences
page 118

present perfect

experiences

sentence stress: present perfect

listen to people talking about their experiences

ask and answer questions about life experiences

write an email using linkers

12.2

Afraid of nothing
page 120

present perfect and past simple

prepositions

irregular past participles

read about a dangerous job

describe how you feel about different situations

12.3

Hello, I've got a problem
page 122

telephoning

telephoning expressions

sentence stress

listen to phone conversations

make telephone calls and say telephone numbers

12.4

Shark Therapy
page 124

 **Shark Therapy:** watch an extract from a documentary about sharks

talk about an exciting or frightening experience

write a story about an exciting or frightening experience

IRREGULAR VERBS

page 127

LANGUAGE BANK

page 128

PHOTO BANK

page 152

COMMUNICATION BANK

page 161

AUDIO SCRIPTS

page 169

— welcome



NICE TO MEET YOU p8



TRAVEL LIGHT p10



CAN I HAVE A COFFEE? p12



FAWLTY TOWERS p14

SPEAKING 1.1 Introduce yourself and others 1.2 Identify objects 1.3 Make requests
1.4 Check into a hotel


LISTENING 1.1 Listen to people introduce themselves 1.3 Understand people in tourist
situations 1.4 Watch an extract from a sitcom about a hotel

READING 1.2 Read about travelling light

WRITING 1.1 Improve your use of capital letters 1.4 Complete a registration form
at a hotel

BBC

INTERVIEWS

 What's your name?



1.1 NICE TO MEET YOU

- G** present simple: *be*
- P** word stress
- V** countries and nationalities

A



B



SPEAKING

1 A Put the conversation in the correct order (A–D).

- 1 Nice to meet you, Nick.
- 2 Hi, Susanna, I'm Nick.
- 3 You too.
- 4 Hello, my name's Susanna. **A**

B Work with other students and practise the conversation. Use your own names.

C Work in pairs. What are the names of the other students in the class?

A: *His name's Juan.*

B: *Yes. And her name's Ana, I think.*

A: *No, her name's Anya, not Ana.*

LISTENING

2 A **1.1** Listen to three conversations. Which conversations are in the photos?

B Listen again and underline the correct alternative.

- 1 **a** Jenny and Omar are/aren't friends.
b Omar is/isn't a student.
- 2 **a** Chris is/isn't from the UK.
b It is/isn't his first time in Hong Kong.
- 3 **a** Andrea is/isn't an Italian name.
b Andrea is/isn't from Italy.

C Look at these expressions from the listening. Write **N** (a new person) or **F** (a friend or someone you know).

- 1 How are you? **F**
- 2 How are things?
- 3 Great. / Fine. / Good. / OK. / All right. / Not bad.
- 4 Nice to meet you.
- 5 Good to see you.
- 6 Pleased to meet you.

GRAMMAR

PRESENT SIMPLE: *BE*

3 A **1.2** Work in pairs and complete the table. Then listen and check.

Positive and negative statements		
I	<u>'m</u>	Dave.
He	_____	here from the UK.
We	_____	friends.
I	_____ not	a student.

Questions and short answers			
_____	you	friends from school?	Yes, we _____. .
_____	your name	Andrew?	No, it _____. .

page 128 **LANGUAGEBANK**

B Complete the conversation.

A: Hi, Muhammed. Good to see you. This ¹ _____ Zofia. She ² _____ in my class.

B: Hi, Zofia. Nice to meet ³ _____.

C: You too. ⁴ _____ you a student?

B: Yes, I ⁵ _____.

C Work in groups. Take turns to introduce people.

VOCABULARY

COUNTRIES AND NATIONALITIES

4 A Complete the table with the nationalities.

Country	Nationality
Poland, Spain, Turkey, the UK	<i>Polish,</i>
Italy, Argentina, Russia, the USA	
China, Japan	

B Circle your country and nationality above or add them to the table.

C **1.3 WORD STRESS** Listen and underline the stressed syllable.

Poland, Polish

D Work in pairs and take turns. Student A: say a country. Student B: say the nationality.

speakout TIP

Write new vocabulary in your notebook. Underline the stressed syllables to help you with the pronunciation.

page 152 **PHOTOBANK**

5 A **1.4** Work in pairs and do the quiz below.

A: I think it's from Australia.

B: I think it's Brazilian, from Brazil.

B Check your answers on page 163.

WRITING

CAPITAL LETTERS

6 A Tick the correct information in the box below.

Use capital letters for the first letter of:

countries ✓ all nouns famous places jobs
cities names of people nationalities food
languages the first word in a sentence

B Correct the sentences.

- the eiffel tower is in france.
- 'buenos días!' is spanish for 'hello'.
- sake is japanese.
- spaghetti is food from italy.

C Work in pairs. Student A: spell your name or the name of a famous person. Student B: write it. Then check your spelling with Student A.

A: De Luca: D, e, new word, L, u, c, a.

B: Vanessa Mae: V, a, n, e, s, s, a, new word, M, a, e.

SPEAKING

7 A Write the names of four countries. Add information about a place, food/drink and a famous person.

India – Taj Mahal, curry ...

B Work in pairs and take turns. Student A: read out your information. Student B: guess the country.

A: The Taj Mahal, curry.

B: Is it India?

A: Yes, it is.

HEAR IT SEE IT TASTE IT!


1

Listen and match the countries to the music (A–E) you hear.

1 Russia _____ 2 Ireland _____ 3 Turkey _____ 4 Brazil _____ 5 Australia _____

2

Look at the maps and match the countries to the shapes you see.



1 France _____ 2 Egypt _____ 3 Peru _____ 4 Thailand _____ 5 New Zealand _____

3

Look at the pictures and match the food with the nationalities.



1 Italian _____ 2 Japanese _____ 3 Indian _____ 4 Spanish _____ 5 Chinese _____

1.2 TRAVEL LIGHT

- G** this/that, these/those; possessives
- P** word stress; this, that, these, those
- V** objects

VOCABULARY

OBJECTS

- 1 A** Match the words in the box with objects A–P in the picture. Which object isn't in the picture?

a camera **J** a mobile (phone) keys a diary
a passport a magazine a credit card
an MP3 player and earphones a newspaper
a toothbrush a sweater sunglasses a watch
a purse a ticket a laptop shampoo

- B** **1.5 WORD STRESS** Listen and underline the stressed syllable in the words.

camera

- C** Work in pairs and take turns. Student A: point to an object in the picture. Student B: name the object.

A: What's this?

B: It's a camera.

- D** Work in pairs and discuss. What five things are always in your bags?

A: I always have a laptop in my bag.

B: Me too.

READING

- 2 A** Look at the picture again. Work in pairs and discuss. What five things are always in your carry-on bag on a plane?

A: I think a laptop is important.

B: Yes. Sunglasses? No. Take sunglasses in your pocket.

- B** Read the information and circle the correct number.

Take 9 / 10 / 11 / 12 things in your carry-on bag.

- C** Read the text again and write the names of objects 1–5.



1 _____ 2 _____ 3 _____




4 _____ 5 _____

- D** Read the text again and put a tick (✓) next to two good ideas and a cross (✗) next to two bad ideas. Then work in pairs and discuss.

Take it or leave it!

With only 10 kilograms for your carry-on bag, what's important to take?



Electrical Things

- **MP3 PLAYER** good for music and audiobooks – put it in your bag.
- **MOBILE PHONE** put it in your pocket, but take the charger in your bag.
- **CAMERA** is your mobile a camera too? Then leave your camera at home.
- **EARPHONES** good for watching DVDs on your laptop. Put them with your mobile phone.
- **LAPTOP** in your bag, with an adaptor, of course.

Practical Things


- **DIARY** with all your important travel and contact information. Put it in your bag.
- **KEYS** put them in the bag so they're easy to find.
- **PASSPORT AND TICKET** these are important so have them in a pocket on your bag.
- **PURSE** coins are a problem at security. Put them in a purse in your bag – yes, men too.


Other Things


- **MAGAZINES AND NEWSPAPERS** leave them at home; they're free on the plane.
- **SHAMPOO** most hotels have shampoo or buy it in town.
- **SUNGLASSES** go in your pocket or on your head, not in the bag!
- **SWEATER** wear it. It's good for the plane if it's cold.
- **TOOTHBRUSH AND TOOTHPASTE** max 100 ml in your carry-on bag.

GRAMMAR

THIS/THAT, THESE/THOSE; POSSESSIVES

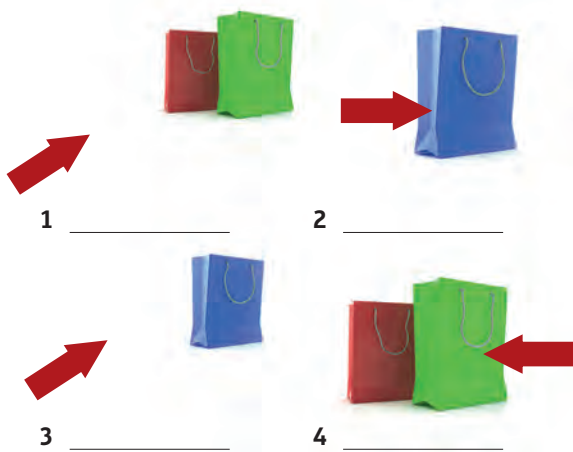
- 3 A**  **1.6** Listen to three conversations. Where are the people? Write the number of the conversation under the picture.




- B**  **1.7** Underline the correct alternative in the extracts below. Then listen and check.

- 1 S:** Is ¹this/these your bag?
W: Yes, it is.
S: Could you open it, please?
W: What's the problem?
S: ²This/Those is the problem.
W: ³These/That's my shampoo.
- 2 S:** What's ⁴that/those in your pocket?
M: Ah, sorry, ⁵these/those are my keys.
S: OK, go ahead.
- 3 M:** Excuse me, ⁶that's/those are my ⁷friend/friend's bags. Can I ...?
W: Sorry, ⁸this is/that's my bag. The black one. In your hand.
M: No, ⁹this/these is my ¹⁰friend's/friend.
W: Look, my name's on it. It's ¹¹my/mine.
M: Oh, sorry, you're right. It's ¹²your/yours.

- 4 A** Write *this*, *that*, *these* or *those* under the pictures below.



- B**  **1.8** **WEAK FORMS: *this*, *that*, *these*, *those***
 Listen to the pronunciation. Then listen and repeat.

- 1** Is this /ðɪs/ your bag?
2 Are these /ðiːz/ your bags?
3 Is that /ðæt/ your bag?
4 Are those /ðəʊz/ your bags?

- 5 A** Correct the sentences. Use Exercise 3B to help.

- 1** That's the bag of my friend. ~~X~~
 That's my friend's bag. ✓
2 This is the mobile of John. ~~X~~
 This is _____ mobile. ✓
3 That's mine bag. ~~X~~ That's _____ bag. ✓
4 It's my. ~~X~~ It's _____. ✓
5 They're yours bags. ~~X~~ They're _____ bags. ✓
6 They're your. ~~X~~ They're _____. ✓
7 This bag is Sally. ~~X~~ This bag is _____. ✓

- B** Complete the conversation. Use the words in brackets to help.

- A:** Is that ¹ my book? (I)
B: No, it isn't. It's ² _____. (Maria)
A: Where's ³ _____? (I)
B: Is this ⁴ _____? (you)
A: Yes, thanks. Is this ⁵ _____ bag? (you)
B: No, it isn't ⁶ _____. (I)
A: Maybe it's ⁷ _____. (Ali)

▷ page 128 **LANGUAGEBANK**

SPEAKING

- 6** Work in pairs. Student A: point to an object in the classroom and ask your partner what it is. Student B: name the object.

- A:** What's **this** in English?
B: It's a dictionary.
A: What are **those** in English?
B: They're windows.

- 7 A** Work in groups. Put two objects from your bag/pocket on a table. Identify the objects.

Silvia's bag, Cheng's keys, my watch ...

- B** Work with a partner from another group. Look at their objects. Ask and answer questions.

- A:** Is that your pen?
B: No, it isn't. It's Bruno's.
A: Are these Jack's glasses?
B: No, they aren't. They're Veronika's.

▷ page 152 **PHOTOBANK**



1.3 CAN I HAVE A COFFEE?

- F** making requests
- P** polite intonation; sentence stress
- V** tourist places



VOCABULARY

TOURIST PLACES

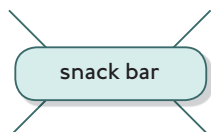
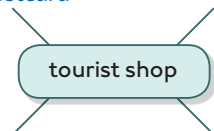
1 A Match photos A–C with these places.

- 1 a tourist shop _____
- 2 a snack bar _____
- 3 a train station _____

B Write the words from the box in the word webs below. Add one more word to each place.

a postcard an apple juice a battery
a single ticket a return ticket a coffee
a sandwich a platform a souvenir

a postcard



C **1.9** Listen and check. Then listen and repeat.

D Work in pairs. Student A: say a place from Exercise 1B. Student B: say three things you can buy there.

FUNCTION

MAKING REQUESTS

2 A **1.10** Listen to three conversations. Where are the people?

- 1 _____
- 2 _____
- 3 _____

B Listen again. What does each tourist buy?

- 1 _____
- 2 _____
- 3 _____

3 A **1.11** Listen and complete the requests.

- 1 Can I have a sandwich, please?
- 2 _____ one of those batteries, please?
- 3 _____ a single to Sydney, please?

B Look at the question. Listen to the polite intonation. Then listen and repeat.

Can I have a sandwich, please?

▶ page 128 **LANGUAGEBANK**

4 A **1.12** **POLITE INTONATION** Listen to the speakers. Are they polite (P) or not very polite (N)?

B Work in pairs. Student A: you are in one of the places in the photos. Make requests. Student B: only answer if Student A is polite.

A: *Could I have one of those postcards, please?*

B: *Yes. Here you are.*



LEARN TO

LISTEN FOR KEY WORDS

5 A SENTENCE STRESS Read the conversation. Underline the key words in each sentence.

A: Can I have a sandwich and an apple juice, please?
(3 words)

B: That's six euros. (2 words)

A: Ah, I only have five euros. How much is the sandwich? (3 words)

B: Four euros fifty, and the apple juice is one fifty.
(7 words)

A: OK. Could I have the sandwich, but no juice?
(3 words)

B: That's four fifty. (2 words)

B **1.13** Listen to the conversation and check your answers. Then listen and repeat.

speakout TIP

Key words are the important information words in a sentence. These words are stressed and are **l o n g e r**, **LOUDER** and ^{higher}.

6 **1.14** Listen to three conversation extracts and circle the correct prices.

Extract 1

1 an apple juice a) €2.00 b) €2.10 c) €2.20

Extract 2

2 a single ticket a) €4.20 b) €4.50 c) €4.80

3 a taxi a) €13 b) €23 c) €30

Extract 3

4 a coffee a) €2.15 b) €2.50 c) €3.50

5 a sandwich a) €2.25 b) €2.75 c) €3.75

6 a bottle of water a) €1.30 b) €1.40 c) €1.60

7 Work in pairs and take turns. Student A: look at page 162. Student B: look at page 164.

SPEAKING

8 A Work in pairs. Complete the menu with prices.

B Role-play the conversation. Student A: look at the menu. Choose and order your food and drink. Student B: take your partner's order. Say the price.

A: *Could I have a coffee and a cheese sandwich, please?*

B: *A coffee and a cheese sandwich? That's four euros fifty.*

the HUB

drinks

Coffee €1.50

Tea _____

Hot chocolate _____

Mineral water _____

Juice _____

sandwiches

Cheese €3.00

Egg _____

Chicken _____

cakes

Chocolate cake _____

Coffee cake _____

3022



DVD PREVIEW

- 1** Look at the photo and read the programme information. Who are the people in the photo?



- 2 A** Match the words in the box with pictures A–H.

a lift **A** a restaurant stairs air-conditioning
reception free WiFi room service parking



- B** What do you remember? Close your books and write a list of the words. Underline the stressed syllables.

- C Discuss.** What five things are important for you in a hotel?

A: Parking's important for me. Free parking.

B: Yes, and a friendly person in reception.

A: Yes, for me too.

DVD VIEW

- 3 A** Watch the DVD. How funny is it? Put a cross on the line.



1

2

3

4

5

not funny

funny

- B** Work in pairs. Are the sentences true (T) or false (F)?

- 1 Manuel speaks English.
- 2 The animal speaks English.
- 3 The Major is surprised.
- 4 Mr Fawlty is surprised.

- C** What do the people say? Work in pairs and underline the correct alternative.

- 1 *How/Who* are you, Sir?
- 2 I speak English *good/well*.
- 3 I learn it from a *book/cook*.
- 4 Hello, Major. How are you *OK/today*?
- 5 I'm *tired/fine*, thank you.
- 6 That's a remarkable *animal/apple* you have there, Fawltly.
- 7 Er ... £20/£12, I think.
- 8 *Canadian/American*, I think, Major.

- D** Watch again and check your answers.



speakout at a hotel

- 4 A** Look at the key phrases below. Who says them?
Write guest (G) or receptionist (R) next to each phrase.

KEYPHRASES

Good evening. Can I help you? *R*
 Yes, I have a reservation.
 For two nights?
 What's your surname?
 Could you spell that?
 You're in room 407.
 This is your keycard.
 What's the WiFi code?
 What time's breakfast?

- B**  **1.15** Listen and check.

- C** Listen again and complete the information. Write the guest's name and telephone number and the WiFi code.

Name: _____

Phone number: _____

WiFi code: _____

- 5** Work in pairs and take turns. Student A: you are the receptionist. Welcome the guest and complete the information. Student B: you are the guest. Answer the receptionist's questions.

Surname: _____
 First name: _____
 Address: _____

 Phone: _____
 Email: _____
 Number of nights: _____

A: Good evening, can I help you?

B: Yes, I have a reservation. My name's Pirez.

A: Ah, yes. Could you spell that?

B: Yes. It's P-i-r-e-z.

writeback a form

- 6 A** Look at the hotel booking form below and answer the questions.

- How many times do you write your name?
- How many dates do you write?
- Which of these are not correct for this form?
a) JOHN, b) *John*, c) John

- B** Complete the form. Write N/A (= not applicable) for information you don't know.

(Please write in BLOCK CAPITALS)

Surname: (Family name) _____

First name: _____

Address: _____

City: _____

Country: _____

Post code: _____


Passport/ID number: _____


Tel no: _____

Fax: _____

Email: _____

No of rooms:

Arrival date:  _____

Departure date:  _____

Credit card type: _____

Name of card holder as it appears on card:

Number: _____

Expiry date: _____

Signature: _____

Date: _____

1.5 (LOOKBACK

G PRESENT SIMPLE: BE

1 A Complete sentences 1–5 with the correct form of *be*.

- Where's _____ Kuala Lumpur?
- Where _____ these people from: Angela Merkel, Daniel Radcliffe, Lang Lang, Cristiano Ronaldo?
- Where's _____ the Blue Mosque?
- What _____ the names of four countries in South America beginning with A, B or C?
- I' _____ the President of the USA. What _____ my name?

B Work in pairs and answer the questions.

G QUESTIONS WITH BE

2 Work in pairs. Student A: choose a famous person. Student B: ask questions to identify him/her.

B: *Is it a man?*

A: *Yes, it is.*

B: *Is he French?*

A: *No, he isn't.*

B: *Is he on TV?*

A: *Yes, he is.*

V COUNTRIES, NATIONALITIES AND CAPITAL LETTERS

3 A Unjumble the letters and find six countries.

aanpj = Japan

- isusar
- typeg
- isnap
- dtalhani
- omicxe
- diain

B Write five new words from Unit 1.

C Work in pairs. Student A: say one of your words. Student B: spell it.

A: *sandwich*

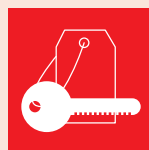
B: *s-a-n-d-w-i-c-h*

V OBJECTS, THIS/THAT THESE/THOSE

4 A Write the name of each object.




1 _____



4 _____



2 _____



5 _____



3 _____



6 _____

B Underline the correct alternatives.

1 **A:** Which newspaper is *that/those*?

B: It's *The New York Times*.

2 **A:** What are *this/these*?

B: They're my new sunglasses.

3 **A:** What are *that/those*?

B: They're English magazines.

C Work in pairs. Student A: give your partner an object from your bag/pocket. Student B: close your eyes and guess the object.

A: *What's this? / What are these?*

B: *It's a ... / They're ...*

G POSSESSIVES

5 A Work in pairs. Complete the poems with words from the box.

my your my mine yours
hands fine Ann's

A: This is ¹ *my* book.

B: No, it's ² _____.

A: Here's ³ _____ name. Look!

B: Oh! That's ⁴ _____.

B: Are these ⁵ _____ pens?

A: No, they're ⁶ _____.

B: Where are ⁷ _____ then?

A: In my ⁸ _____!

B Read the poems together.

V WORD GROUPS

6 A Write five words from Unit 1 for the three groups below:

1 electrical objects

a mobile phone, ...

2 two-syllable words

a passport, ...

3 places

a tourist shop, ...

B Work in pairs. Student A: read out the words but don't say which group. Student B: guess the group.

F MAKING REQUESTS

7 A Complete the conversation with the words in the box.

~~could~~ is return there
you it

Could

A: Hello, I have a ticket to Rome, please?

B: A single or?

A: A return, please. How much is?

B: Twenty-five euros.

A: And which platform it?

B: Platform three. Over.

A: Thank.

B Write down twelve key words from the conversation.

C Work in pairs. Compare your key words and practise the conversation.

A: *Good evening, can I help you?*

B: *Yes, I have a reservation. My name's Pirez.*

A: *Ah, yes. Could you spell that?*

B: *Yes. It's P-i-r-e-z.*