



1 Painting time





Starter lesson

1 Listen and say. Language.

2 Song: Toby, Kim, Ricky too.
Listen and sing.

*Toby, Kim, Ricky too.
Hello, friends.
How are you?*

*Toby, Kim, Ricky too.
Hello, friends.
I'm fine, thank you.*

(x2)

3 Photocopiable 1, TB. Trace and say.

+ Photocopiable 2, TB. Colour the paint pots
red, green, blue and yellow.

+ Photocopiable 50, TB. Make an envelope.

► Language

*Toby, Kim, Ricky
red, green, blue, yellow*

Lesson 1

1 Listen and say. Language.

2 Chant: Brown, black and white.
Chant and do the actions.

*Brown, black and white,
Brown, black and white.*

*Look at the biscuit,
It's brown, black and white.*

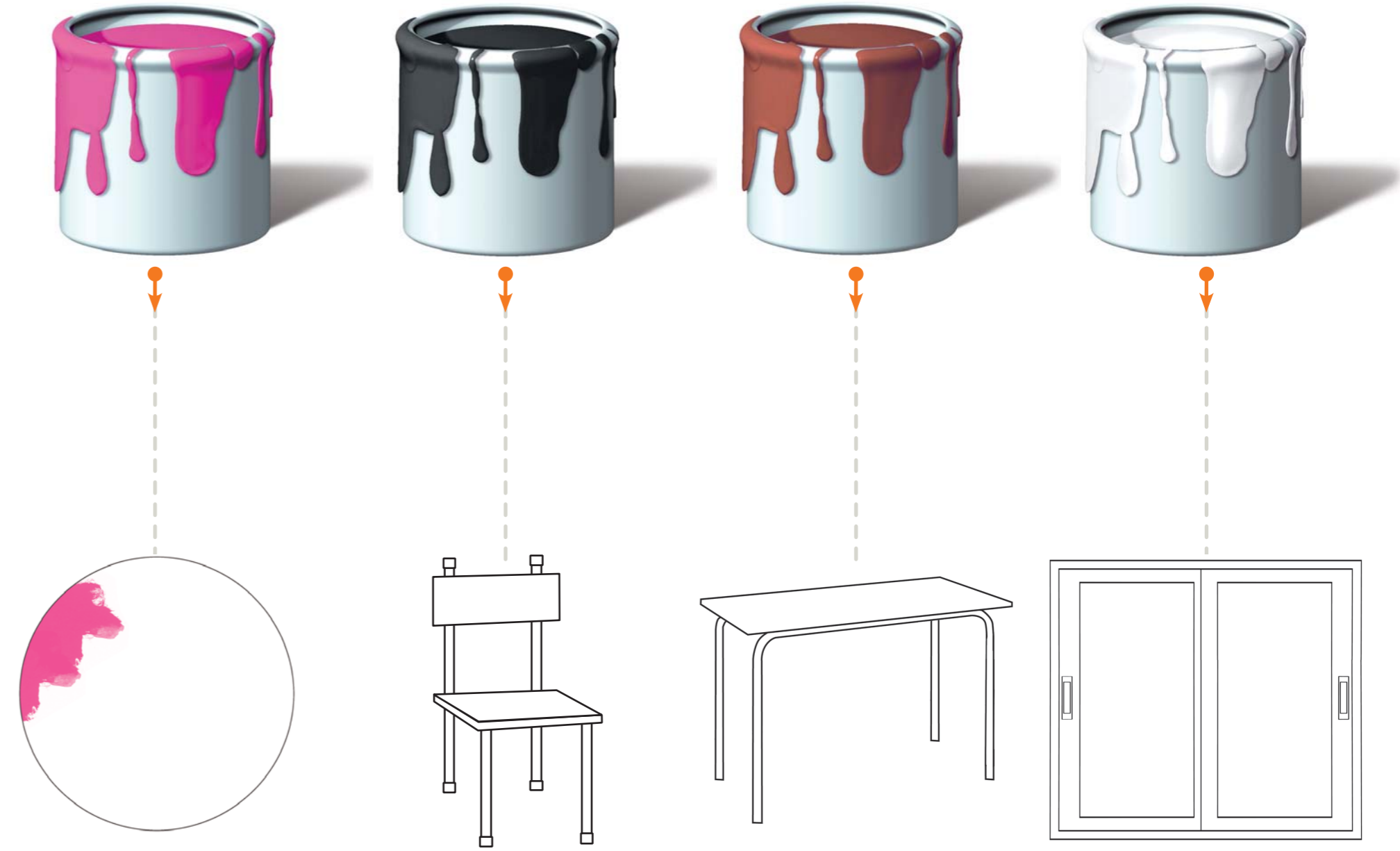
(x2)

3 Worksheet 1. Find and circle. Then point
and say.

+ Photocopiable 3, TB. Trace, then colour the
biscuit brown, black and white. Cut it out.

► Language

brown, black, white



Lesson 2

 1 Listen and say. Language.

 2 Song: I like pink. Listen and sing.

*Pink, pink, pink,
I like pink.
Look at the ball.
It's pink, pink, pink.*

*Brown, brown, brown,
I like brown.
Look at the door.
It's brown, brown, brown.*

*Black, black, black,
I like black.
Look at the chair.
It's black, black, black.*

*White, white, white,
I like white.
Look at the window.
It's white, white, white.*

3 Worksheet 2. Trace the lines. Then colour and say.

+ Photocopiable 4, TB. Colour, cut and play.

► Language

pink, door, window



Lesson 3

1 Point and say.

It's (brown).



2 Story: Painting time. Big Book

- 1 It's painting time. Kim points to her painting. *'It's brown,'* says Kim. 'What's this? Guess, Ricky.' Ricky points to the door. *'A door?'* asks Ricky. *'It's brown.'*
- 2 Kim shows Ricky her painting. *'Yes,'* says Kim. 'It's a door. Look.' Toby points to his painting. *'It's white,'* says Toby. 'What's this, Ricky?' Ricky points to the window. *'A window?'* asks Ricky. *'It's white.'*
- 3 Toby shows Ricky his painting. *'Yes,'* says Toby. 'It's a window. Look.' Kim points to her painting. *'It's blue. It's red. It's yellow,'* she says. 'What's this, Ricky?'

3 Worksheet 3. Look and say. Then trace.

► Language

It's (brown).

Lesson 4


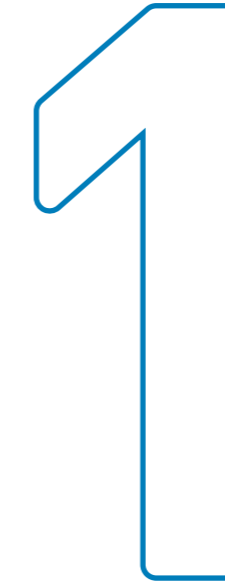


1 Act the story: Painting time. Big Book

2 Game: Run.

3 Photocopiable 5, TB. Trace and say.

- 4 Ricky points to a ball. *'A ball?'* asks Ricky. *'It's blue. It's red. It's yellow.'* *'No,'* says Kim. 'It isn't a ball.'
- 5 There is a bird in the classroom. *'A bird?'* asks Ricky. *'It's blue. It's red. It's yellow. Ahh...'* *'No,'* says Kim. 'It isn't a bird.'
- 6 Kim shows Ricky her painting. 'Ricky. Come and look,' she says. Ricky looks at the painting. *'It's blue. It's red. It's yellow,'* he says. 'It's... me. Hello, Ricky!' 'Yes, Ricky. It's you!' say Toby and Kim.





Lesson 5

1 Count and say: 1, 2.



2 Chant: 1, 1, 2. Chant and do the action.


1
(clap)
1
(clap)
2
(clap, clap)
(x4)

3 Worksheet 4. Count and colour the correct number. Then stick.

+ Photocopiable 6, TB. Colour the balls with 1 pink. Colour the balls with 2 black.

Language

1, 2
red, yellow, green, blue



Lesson 6



1 Song: Colour song. Listen and sing.

*Find something that is brown.
That is brown.
Find something that is brown.
That is brown.*

*A door, a chair.
A table too.
Find something that is brown.*

*Find something that is white.
That is white...
A book, a board.
A pencil too...*

*Find something that is pink.
That is pink...
A cake, a ball.
A crayon too...*

2 Sing and do the actions.

3 Worksheet 5. Look and say. Circle the picture that is different.

► Language

*It's (pink).
door, window, crayon
brown, black, white, blue, pink*

Lesson 7

1 Game: What's missing?

2 Photocopiable 7, TB. Make a colour cube.

3 Game: Throw the colour cube and say.





Lesson 8

- ① Game: Colour game.
- ② Game: Number game.
- ③ Worksheet 6. Find and stick.
- ⊕ Photocopiable 8, **TB**. Draw and colour a picture of yourself in your classroom.

► Language

It's (pink).

brown, black, white, pink

window, door

1, 2