

# 1 Hello.

## A Remember

### Vocabulary: The alphabet

1 Napisz kolejną literę.

z i e x r l o f u

- 1 a b .....c.....
- 2 d e .....
- 3 g h .....
- 4 j k .....
- 5 m n .....
- 6 p q .....
- 7 s t .....
- 8 v w .....
- 9 y .....

2 Uzupełnij imiona.

A b i j P s

- 1 Ro...b...bie                      4 L.....ly
- 2 .....lex                          5 Ra.....
- 3 A.....ha                         6 Mrs .....atel

3 Znajdź kolejne litery alfabetu.  
Uzupełnij zdanie imieniem dziecka przyporządkowanym do ostatniej litery alfabetu.

Asha								Robbie		
z	y	x	t	o	p	q	h	k	z	
d	e	f	c	n	a	r	l	m	y	
c	l	g	r	m	b	s	k	f	x	
a	b	s	h	q	l	o	t	u	v	w
i	o	i	j	k	f	m	g	n	e	
q	r	u	v	x	j	s	x	w	y	
z	y	w	g	i	h	p	d	t	z	
Raj								Lily		

Hi. I'm .....

### Grammar: The verb to be

4 Uzupełnij zdania.

Hello. I'm I'm Alex. Raj  
Robbie What's

1 Hello. What's your name?

2 Hi. I'm .....



3 Hello. I'm .....



4 Hello. .... Asha.



5 ..... I'm Lily.



6 Hi. ....



# A Activate

## Vocabulary: The alphabet

1 Wpisz w luki brakujące litery.

- |   |       |                 |       |       |
|---|-------|-----------------|-------|-------|
| 1 | a     | .....<br>b..... | c     | d     |
| 2 | e     | .....           | g     | h     |
| 3 | ..... | j               | ..... | l     |
| 4 | m     | n               | o     | ..... |
| 5 | ..... | r               | ..... | t     |
| 6 | ..... | w               | x     | ..... |
|   |       |                 |       | z     |

## English today

2 Uzupełnij wyrazy.

d e i k l o y

- 1 H\_e\_l\_l\_o.
- 2 H\_.....
- 3 O\_.....
- 4 B\_...e.
- 5 G\_...o\_...bye.

3 Połącz obrazki ze słowami.



- 1 Goodbye. ....
- 2 Hello! ....

## Grammar: The verb to be

4 Zaznacz właściwe formy.

- 1 What (s) / 'm your name?
- 2 My name 'm / 's Asha.
- 3 Hi, I 'm / 's Lily.
- 4 Your name 's / 'm Alex.
- 5 Hello, I are / 'm Raj.
- 6 I 's / 'm Robbie.

5 Uzupełnij dialogi.

Hello I'm Lily Robbie What's your



Hello, I'm <sup>1</sup> ..... Lily .....  
What's <sup>2</sup> ..... name?



<sup>3</sup> ..... Raj.




<sup>4</sup> ....., I'm Asha.  
<sup>5</sup> ..... your name?



Hi, I'm <sup>6</sup> .....

6 Zakreśl wyrazy i napisz zdania.



A: Hello, my ..... W ..... ?  
 B: I .....

7 Ułóż wyrazy we właściwej kolejności.



1 Alex. I'm Hello,  
 Hello, I'm Alex.....

2 Alex. Hi,  
 .....

3 name? your What's  
 .....

4 My Raj. name's  
 .....

5 goodbye OK, Raj!  
 .....

6 Alex! Bye,  
 .....

# A Challenge

## Vocabulary: The alphabet

1 Wypisz sześć brakujących liter alfabetu.

C      r      V      D

B      i      X      F

j      A      K      o

w      s      n      Z

G      p      Q      U

The missing letters:

- 1 .....
- 2 .....
- 3 .....
- 4 .....
- 5 .....
- 6 .....

2 Uzupełnij zdania literami z ćwiczenia 1. Następnie odpowiedz na pytanie.

Hel.....o. W.....a.....'s.....our na.....e?

Your answer: .....

3 Zapisz podane imiona w kolejności alfabetycznej.

Raj Lily Miley Asha Robbie Justin

- 1 ..... *Asha* .....
- 2 .....
- 3 .....
- 4 .....
- 5 .....
- 6 .....

## Grammar: The verb to be

4 Ułóż zdania dialogu we właściwej kolejności.



- a Zac Efron? Hi, Zac!
- b Hello, I'm Pete.
- c My name's Zac Efron.
- d What's your name?
- e Hi, Pete.

Pete: 1 *Hello, I'm Pete.* .....

Zac: 2 .....


Pete: 3 .....

Zac: 4 .....

Pete: 5 .....

## About you

5 Przedstaw się słynnej osobie. Napisz dialog. Wklej jej zdjęcie.



You: .....

Famous person: .....

You: .....

Famous person: .....

You: .....



Famous person: .....

# B Remember


## Vocabulary: Family members

1 Napisz słowa w odpowiednich kolumnach tabeli.

aunt brother father grandfather grandmother mother sister uncle

	..... <i>brother</i> .....	..... <i>aunt</i> .....	
	.....	.....	
	.....	.....	
	.....	.....	

2 Wyobraź sobie, że jesteś Alexem. Napisz imiona członków swojej rodziny.



- |           |                           |               |       |          |       |
|-----------|---------------------------|---------------|-------|----------|-------|
| 1 brother | ..... <i>Robbie</i> ..... | 4 mother      | ..... | 7 aunt   | ..... |
| 2 sister  | .....                     | 5 grandfather | ..... | 8 uncle  | ..... |
| 3 father  | .....                     | 6 grandmother | ..... | 9 cousin | ..... |

3 Zakreśl właściwe wyrazy.

- |                               |                |                           |                           |
|-------------------------------|----------------|---------------------------|---------------------------|
| 1 A: Who's <u>(he)</u> / she? | B: My brother. | 4 A: What's his name?     | B: His / Her name's Eric. |
| 2 A: Who's he / she?          | B: My aunt.    | 5 He's / She's my sister. |                           |
| 3 He's / She's my father.     |                | 6 A: Who's he / she?      | B: My grandfather.        |


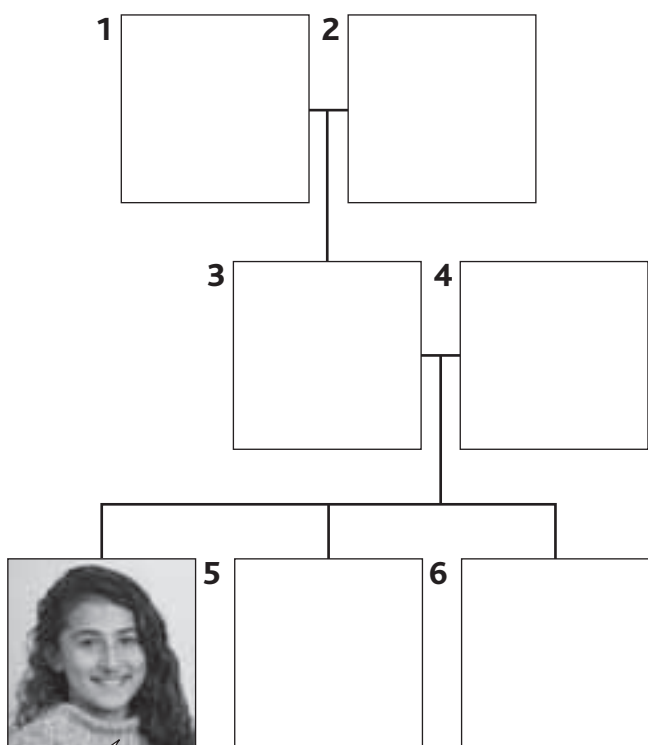
# B Activate

## Vocabulary: Family members

1 Ułóż litery we właściwej kolejności, by utworzyć wyrazy oznaczające członków rodziny.

- 1 nluec     *uncle*
- 2 brerhot     .....
- 3 rhoemt     .....
- 4 isesrt     .....
- 5 ocunsi     .....
- 6 tuan     .....

2 Wklej naklejki w odpowiednie miejsca. Następnie uzupełnij imiona.



- 1 He's my grandfather. His name's P .....
- 2 Who's she? She's my sister. Her name's E .....
- 3 Who's he? He's my father, E .....
- 4 Who's she? She's my grandmother, P .....
- 5 He's my brother. His name's A .....
- 6 She's my mother. Her name's B .....

## Grammar: The verb to be

3 Uzupełnij zdania, wpisując *he* lub *she*.

- 1 A: Who's .....*he*.....?  
B: My father.
- 2 A: Who's .....?  
B: My sister.
- 3 ..... 's my brother.
- 4 ..... 's my grandmother.
- 5 A: Who's .....?  
B: My aunt.
- 6 ..... 's my uncle.

4 Zakreśl właściwe wyrazy.

- 1 His / Her name's Jerry.
- 2 His / Her name's Sally.
- 3 His / Her name's Raj.
- 4 His / Her name's Peter.
- 5 His / Her name's Asha.
- 6 His / Her name's Alex.

5 <sup>N</sup>2 / <sup>U</sup>1 Postępuj zgodnie z nagraniem i ponumeruj zdania we właściwej kolejności.

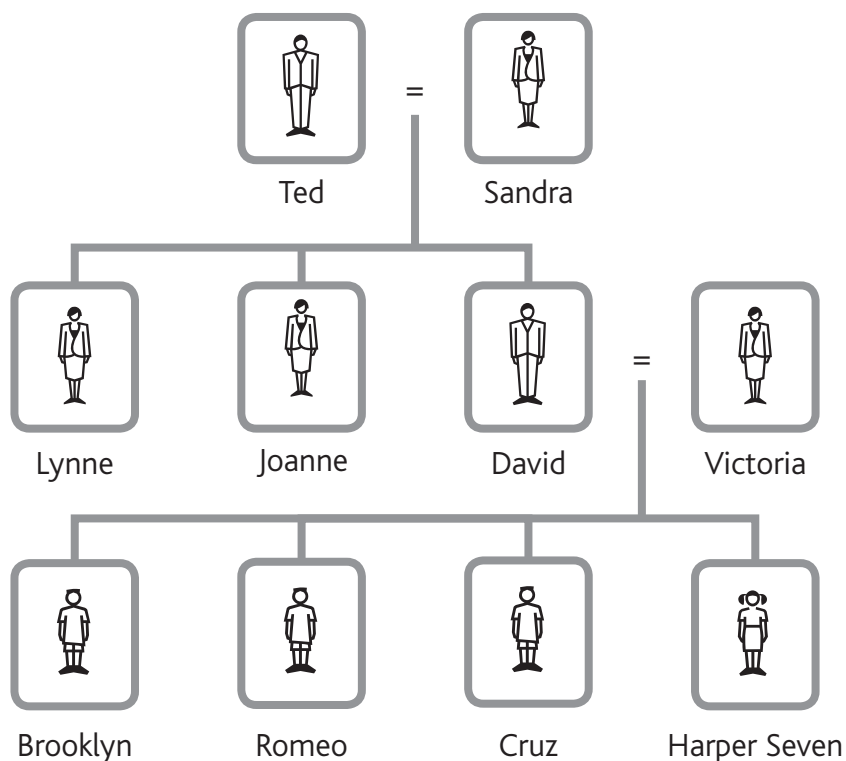
- She's my mother. ....
- His name's Eric. ....
- She's my sister. ....
- He's my brother. ....
- He's my dad.     *1*.....
- Her name's Lily. ....
- His name's Robbie.     *8*.....
- Her name's Sally. ....

6 Ułóż zdania dialogu we właściwej kolejności.

- 1 What's his name? .....
- He's my grandfather. ....
- Who's he?     *1*.....
- His name's Jerry. ....
- 2 What's her name? .....
- Her name's Asha. ....
- She's my sister. ....
- Who's she?     *1*.....

7 Popatrz na drzewo genealogiczne rodziny Beckhamów. Wyobraź sobie, że jesteś Brooklynem, i dokończ zdania.

# THE BECKHAM FAMILY



David and Brooklyn Beckham

- 1 David *'s my father* .....
- 2 Romeo .....
- 3 Sandra .....
- 4 Joanne .....
- 5 Victoria .....
- 6 Harper Seven .....

8 Wyobraź sobie, że jesteś Brooklynem. Napisz pytania i odpowiedz na nie.

- 1 (Romeo) Question: *Who's Romeo* .....?  
Brooklyn: *He's my brother* .....
- 2 (Lynne) Question: .....?  
Brooklyn: .....
- 3 (Victoria) Question: .....?  
Brooklyn: .....
- 4 (Ted) Question: .....?  
Brooklyn: .....
- 5 (Harper Seven) Question: .....?  
Brooklyn: .....
- 6 (Cruz) Question: .....?  
Brooklyn: .....

# B Challenge

## Vocabulary: Family members

1 Ułóż nazwy sześciorga członków rodziny. Niektórych liter możesz użyć więcej niż raz.



- 1 MO + TH + ER = MOTHER  
 2 .....  
 3 .....  
 4 .....  
 5 .....  
 6 .....

## Grammar: The verb to be

2 Przeczytaj teksty i napisz imiona.

### The Name Game



That's my brother. What's his name? Write his name in box 1.

1 .....



That's my sister. What's her name? Write her name in box 2.

2 .....



That's my dad. What's his name? Write his name in box 3.

3 .....



That's my grandma. What's her name? Write her name in box 4.

4 .....



Hello! What's your name? Write your name in box 5.

5 .....




3 Uzupełnij dialogi o rodzinie Sama.

- 1 Sam: Who's <sup>1</sup> he?  
 Mum: That's John. He's my brother.  
 Sam: He's my uncle!
- 2 Sam: Who's <sup>2</sup> .....?  
 Mum: That's Susan. She's my mother.  
 Sam: <sup>3</sup> .....
- 3 Sam: Who's <sup>4</sup> .....?  
 Mum: That's George. He's my father.  
 Sam: <sup>5</sup> .....
- 4 Sam: Who's <sup>6</sup> .....?  
 Mum: That's Jane. She's my sister.  
 Sam: <sup>7</sup> .....

## About you

4 Narysuj członków swojej rodziny. Następnie napisz zdania.



Her name's .....  
 She's my .....



.....  
 .....



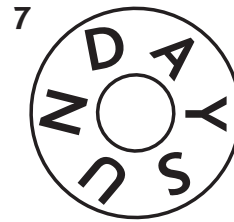

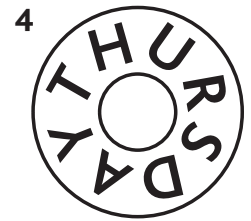
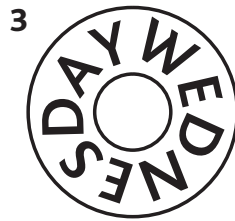

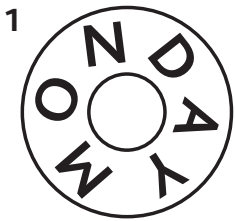
.....  
 .....



# C Remember

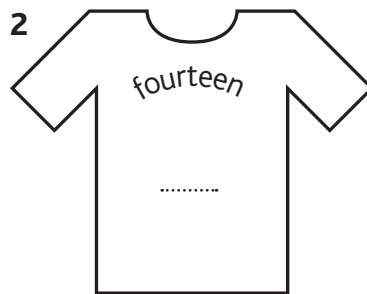
## Vocabulary: Days of the week; Numbers 0-50

### 1 Napisz nazwy dni tygodnia.



1 Monday      2 .....      3 .....      4 .....  
 5 .....      6 .....      7 .....

### 2 Napisz liczby.



## Grammar: The verb *to be*

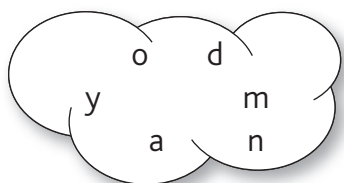
### 3 Połącz części zdań.

- |               |                   |
|---------------|-------------------|
| 1 How old are | a birthday today. |
| 2 What day    | b you?            |
| 3 It's my     | c she?            |
| 4 You         | d 're twelve.     |
| 5 She         | e is it today?    |
| 6 How old is  | f 's eleven.      |


# C Activate

**Vocabulary: Days of the week; Numbers 0-50**

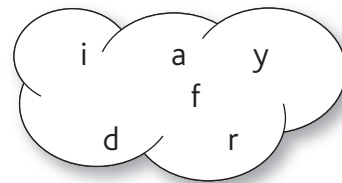
**1** Ułóż litery we właściwej kolejności, by utworzyć nazwy dni tygodnia. Napisz nazwę brakującego dnia.



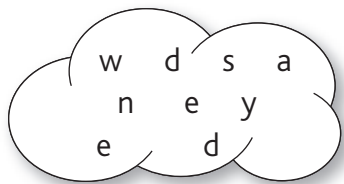
1 *Monday* .....



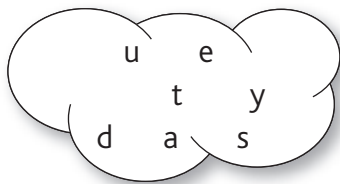
2 .....



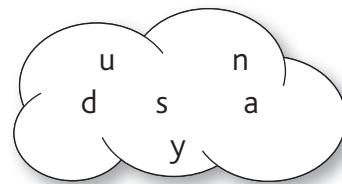
3 .....



4 .....



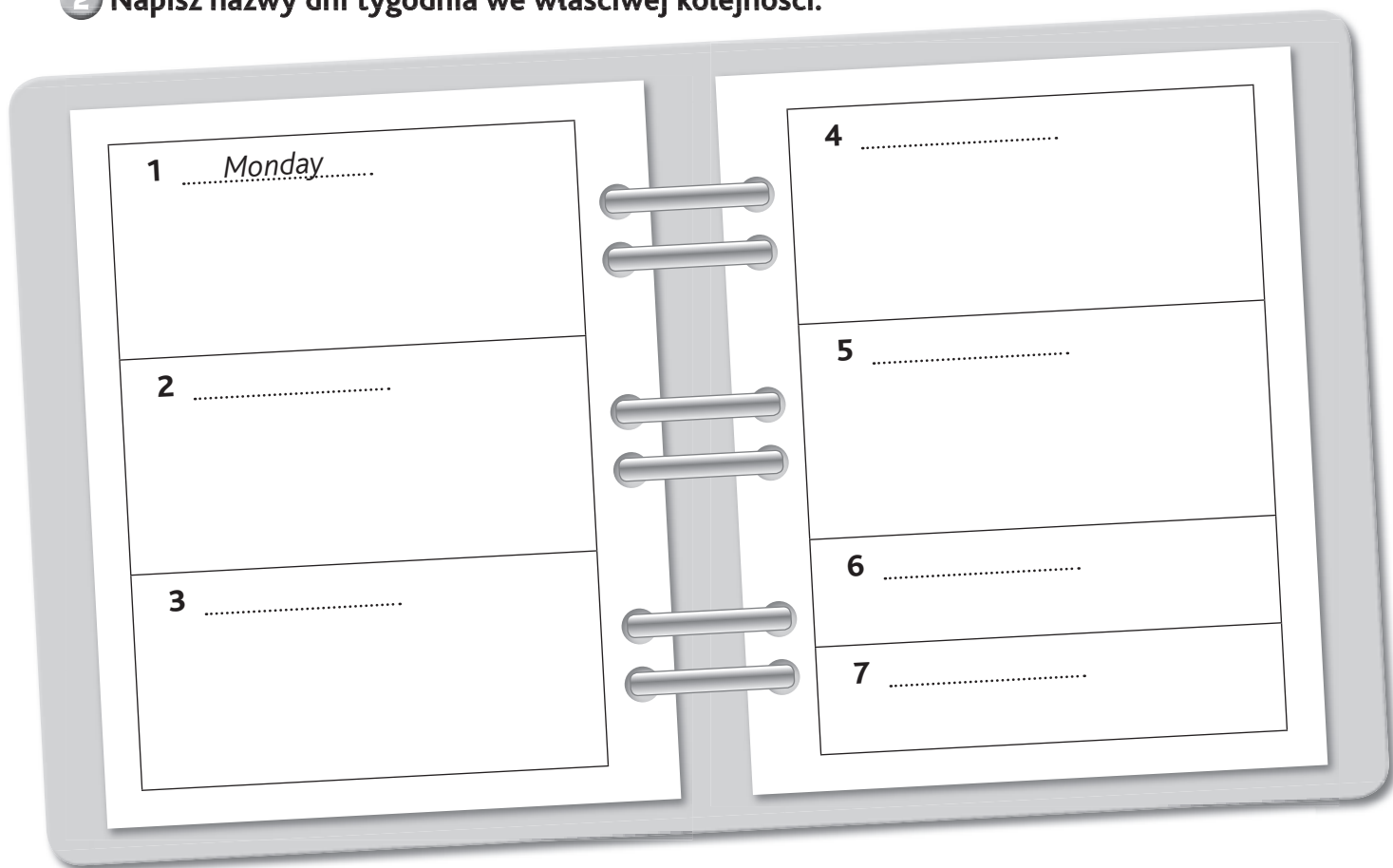
5 .....



6 .....

The missing day: 7 .....

**2** Napisz nazwy dni tygodnia we właściwej kolejności.



**3** Zapisz słownie podane liczby.

1 **15** *fifteen* .....

3 **18** .....

5 **47** .....

2 **33** .....

4 **9** .....

6 **21** .....

**Grammar: The verb *to be***

**4 Ułóż wyrazy we właściwej kolejności.**

1 old am How I?  
.....  
*How old am I?*

2 is What it today? day  
.....

3 she? old is How  
.....

4 is birthday My on Friday.  
.....

5 old you? are How  
.....

6 my It's today. birthday  
.....

**5 Uzupełnij pytania, wpisując *am, are, 's* lub *is*.**

- 1 What 's ..... her name?
- 2 How old ..... you?
- 3 What day ..... it today?
- 4 How old ..... she?
- 5 Who ..... he?
- 6 How old ..... I?

**6 Odpowiedz na pytania, pisząc o sobie i swojej rodzinie.**

You  
1 What's your name?  
*My name's* .....

2 How old are you?  
*I'm* .....

Your .....  
3 What's her name?  
.....

4 How old is she?  
.....

Your .....  
5 What's his name?  
.....

6 How old is he?  
.....

**7 Uzupełnij pytania dotyczące Belli.**



Bella  
 What's <sup>1</sup> *her name* .....? Her name's Bella.  
 What day <sup>2</sup> .....? It's Saturday. It's  
 her birthday today.  
 How <sup>3</sup> .....? She's twelve.

**Uzupełnij pytania dotyczące Luke'a i odpowiedz na nie.**



Luke  
 What's <sup>4</sup> .....? <sup>5</sup> .....  
 What day <sup>6</sup> .....? <sup>7</sup> .....  
 How <sup>8</sup> .....? <sup>9</sup> .....

**English today**

**8 Uzupełnij dialogi.**

birthday	Cool!	no	Really?	Wow!
----------	-------	----	---------	------

**Tuesday**  
**Cassie:** Hello, Simon. Happy <sup>1</sup> *birthday*...!  
**Simon:** What?  
**Cassie:** It's your birthday today.  
**Simon:** No, it's my birthday on Thursday.  
**Cassie:** <sup>2</sup> ..... Oh <sup>3</sup> .....!

**Thursday**  
**Cassie:** Happy birthday, Simon!  
**Simon:** <sup>4</sup> ..... It's a big present, Cassie!  
**Cassie:** How old are you today, Simon?  
**Simon:** Twelve. How old are you?  
**Cassie:** I'm twelve, too!  
**Simon:** <sup>5</sup> .....

# C Challenge

## Vocabulary: Days of the week; Numbers 0-50

### 1 Zapisz słownie podane liczby.

1

8	+	5	=	13
<i>eight</i>	and	<i>five</i>	is	<i>thirteen</i>

2

38	+	12	=	50
.....	and	.....	is	.....

3

17	+	27	=	44
.....	and	.....	is	.....

4

9	+	29	=	38
.....	and	.....	is	.....

5

14	+	11	=	25
.....	and	.....	is	.....

6

15	+	18	=	33
.....	and	.....	is	.....

## Grammar: The verb *to be*

### 2 Napisz zdania.

1 How old / your aunt?

*How old is your aunt?* .....

2 She / thirty.

.....

3 What day / it on Friday?

.....

4 It / my birthday!

.....

5 How old / you?


.....

6 I / thirteen.

.....

## About you

### 3 Dokończ odpowiedzi dotyczące Kristen.

FACT FILE		
	Name	Kristen Stewart
	Mum	Jules
	Dad	John
	Brother	Cameron

1 What's her name?

Her *name's Kristen Stewart* .....

2 What's her mum's name?

Her .....

3 What's her dad's name?

His .....

4 What's her brother's name?

His .....

### 4 Uzpełnij formularz danymi kolegi, koleżanki lub członka rodziny. Następnie uzupełnij pytania i odpowiedz na nie.

FACT FILE	
Name	.....
Age	.....
Mum	.....
Dad	.....
Sister	.....

1 What's *your name* .....

*My name's* .....

2 How .....

3 What's ..... mum's .....

4 What's ..... dad's .....

5 What's ..... sister's .....

## Vocabulary

1 Przeczytaj wyrazy i napisz liczby.

- 0 ten ..... 10
- 1 thirty-five .....
- 2 forty-nine .....
- 3 twenty-three .....
- 4 eighteen .....
- 5 twelve .....

Score: ..... /5

2 Ułóż nazwy dni tygodnia we właściwej kolejności.


Wednesday Sunday  
Friday Tuesday  
Thursday Saturday

	Monday
0	Tuesday
1	.....
2	.....
3	.....
4	.....
5	.....

Score: ..... /5

## Grammar

3 Wyobraź sobie, że jesteś Benem. Popatrz i zakreśl właściwe wyrazy.



- 0 Grace is / are my mother.
- 1 Who's Thomas? He's **my** / **your** brother.
- 2 This is William. **She's** / **He's** my grandfather.
- 3 **His** / **Her** name's Rita. She's my sister.
- 4 **His** / **Her** name's Anton. He's my father.
- 5 Dawn is my grandmother. **He's** / **She's** nice.

Score: ..... /5

## Communication

4 Połącz pytania z odpowiedziami.

- 0 What's your name? Her name's Lily.
- 1 How old are you? He's my uncle. His name's Tony.
- 2 What's her name? She's my mum.
- 3 Who's she? I'm nine.
- 4 How old is your mum? My name's Asha.
- 5 Who's he? She's thirty-four.

Score: ..... /5

Total: ..... /20