

ROADMAPTM



STUDENTS' BOOK

with digital resources and mobile app

Lindsay Warwick and Damian Williams



Contents

FAST-TRACK ROUTE

MAIN LESSON	GRAMMAR/FUNCTION	VOCABULARY	PRONUNCIATION	SPEAKING GOAL
UNIT 1 page 6				
1A People and places page 6	verb <i>be</i> – positive and negative	countries and nationalities	contractions with <i>be</i>	introduce yourself
1B All about me page 8	questions with <i>be</i>	question words	intonation in questions	ask and answer questions
1C For sale page 10	<i>this, that, these</i> and <i>those</i>	everyday objects 1	<i>this, these</i>	talk about things for sale
1D English in action page 12	tell the time			tell the time
Check and reflect page 13 Go online for the Roadmap video.				
UNIT 2 page 14				
2A Families page 14	possessive adjectives and possessive 's	family members	possessive 's	describe your family
2B After the party page 16	<i>whose</i> and possessive pronouns	everyday objects 2	possessive pronouns	say who things belong to
2C Special things page 18	<i>have got</i>	adjectives describing objects	<i>have/has</i>	describe objects
2D English in action page 20	buy things in a shop			buy things in a shop
Check and reflect page 21 Go online for the Roadmap video.				
Communication game Units 1–2 page 146				
UNIT 3 page 22				
3A Free time page 22	present simple with <i>I, you, we</i> and <i>they</i> ; adverbs of frequency and time expressions	free-time activities 1	adverbs of frequency	talk about free-time activities
3B A night's work page 24	present simple with <i>he, she</i> and <i>it</i>	everyday activities	present simple with <i>he, she</i> and <i>it</i>	describe daily routines
3C Going out page 26	present simple questions	free-time activities 2	<i>do/does</i>	ask about free-time activities
3D English in action page 28	buy tickets			buy tickets
Check and reflect page 29 Go online for the Roadmap video.				
UNIT 4 page 30				
4A A nice area page 30	<i>there is/are</i>	places in a city	linking	talk about your city
4B Homes page 32	articles	things in a home	<i>the</i>	describe your home
4C Be prepared page 34	<i>need</i> + noun, <i>need</i> + infinitive with <i>to</i>	equipment	weak forms	discuss what to take on a trip
4D English in action page 36	ask for information			ask for information
Check and reflect page 37 Go online for the Roadmap video.				
Communication game Units 3–4 page 147				
UNIT 5 page 38				
5A What does he look like? page 38	position of adjectives	appearance	tonic stress on adjectives	describe people's appearance
5B How was it? page 40	<i>was/were</i>	adjectives to describe experiences	weak forms of <i>was/were</i>	describe an experience
5C You can do it! page 42	<i>can/can't</i> for ability	skills	<i>can/can't</i>	describe your skills
5D English in action page 44	make and respond to requests			make and respond to requests
Check and reflect page 45 Go online for the Roadmap video.				

EXTENDED ROUTE

DEVELOP YOUR SKILLS LESSON	GOAL	FOCUS
1A Develop your writing page 86	write an online message	using capital letters and full stops
1B Develop your listening page 87	understand a simple conversation	understanding question words
1C Develop your reading page 88	understand adverts	identifying specific information
2A Develop your listening page 89	understand a conversation about family	<i>and, too and but</i>
2B Develop your reading page 90	understand online posts	understanding the important words
2C Develop your writing page 91	write a review of a product	using <i>and, but and so</i>
3A Develop your writing page 92	write an online profile	using commas and apostrophes
3B Develop your reading page 93	understand a factual text	using headings to find information
3C Develop your listening page 94	understand short talks	understanding key words
4A Develop your writing page 95	write a description	using word order correctly
4B Develop your reading page 96	understand social media posts	guessing new words
4C Develop your listening page 97	understand a short radio programme	understanding weak forms
5A Develop your writing page 98	write a description of a person	using paragraphs
5B Develop your listening page 99	understand a story	linking between words
5C Develop your reading page 100	understand information in a brochure	understanding <i>it, they and them</i>







Contents

FAST-TRACK ROUTE

MAIN LESSON	GRAMMAR/FUNCTION	VOCABULARY	PRONUNCIATION	SPEAKING GOAL
UNIT 6 page 46				
6A Events page 46	past simple (regular verbs)	prepositions	past simple (regular verbs)	describe an event
6B A good weekend page 48	past simple (irregular verbs)	irregular verbs	past simple (irregular verbs)	describe a good weekend
6C A different world page 50	past simple (questions)	verbs + prepositions	<i>did you?</i>	ask and answer questions
6D English in action page 52	give and accept an apology			give and accept an apology
Check and reflect page 53 Go online for the Roadmap video.				
Communication game Units 5–6 page 148				
UNIT 7 page 54				
7A Food page 54	countable and uncountable nouns; <i>some, any, lots of</i> and <i>a lot of</i>	food and drink	vowel sounds; connected speech	describe food shopping items
7B Shopping page 56	<i>how much/how many?</i> + quantifiers	food containers	sentence stress	create a dish
7C Unusual cafés page 58	comparative adjectives	describing places to eat	comparative adjectives	compare places to eat
7D English in action page 60	order in a café			order in a café
Check and reflect page 61 Go online for the Roadmap video.				
UNIT 8 page 62				
8A A great time page 62	present continuous	geography	<i>-ing</i>	describe a travel experience
8B Weather page 64	present simple and present continuous	weather	contractions	describe the weather
8C Travel talk page 66	superlative adjectives	phrases describing travel	<i>-iest</i>	compare places, activities and transport
8D English in action page 68	make a phone call			make a phone call
Check and reflect page 69 Go online for the Roadmap video.				
Communication game Units 7–8 page 149				
UNIT 9 page 70				
9A Good advice page 70	<i>should/shouldn't</i>	health	<i>should/shouldn't</i>	give advice
9B My goals page 72	<i>be going to</i>	future plans	<i>be going to</i>	discuss your goals for the future
9C New experiences page 74	<i>would like/want</i>	activities with <i>go</i>	tonic stress; weak forms	describe what you want to do
9D English in action page 76	make arrangements and invitations			make arrangements and invitations
Check and reflect page 77 Go online for the Roadmap video.				
UNIT 10 page 78				
10A Living together page 78	verb patterns	housework	sentence stress	interview people
10B Formal or casual? page 80	<i>have to/don't have to</i>	clothes	word stress; <i>have to</i>	play a guessing game
10C A digital world page 82	present perfect simple	technology	contractions	talk about past experiences
10D English in action page 84	give a compliment			give a compliment
Check and reflect page 85 Go online for the Roadmap video.				
Communication game Units 9–10 page 150				
Grammar bank page 116 Vocabulary bank page 136 Communication bank page 151 Irregular verbs page 159				

EXTENDED ROUTE

DEVELOP YOUR SKILLS LESSON	GOAL	FOCUS
6A Develop your reading page 101	understand reviews	understanding adjectives
6B Develop your listening page 102	understand a narrative	understanding the order of events
6C Develop your writing page 103	write a short story	using subject pronouns
7A Develop your listening page 104	understand announcements	listening for specific information
7B Develop your writing page 105	write a social media post	giving opinions and reasons
7C Develop your reading page 106	follow instructions	understanding instructions
8A Develop your writing page 107	write a guide	using adjectives
8B Develop your listening page 108	understand a news report	understanding connected speech
8C Develop your reading page 109	understand a short article	understanding paragraph topics
9A Develop your listening page 110	understand a short talk	dealing with unknown words
9B Develop your writing page 111	write an informal email	organising an email to a friend
9C Develop your reading page 112	understand a blog post	understanding <i>because</i> and <i>so</i>
10A Develop your writing page 113	write a personal profile	expressing likes and dislikes
10B Develop your reading page 114	understand an opinion article	identifying opinions
10C Develop your listening page 115	understand an interview	understanding time expressions



1A

People and places

- › **Goal:** introduce yourself
- › **Grammar:** verb *be* – positive and negative
- › **Vocabulary:** countries and nationalities

Listening

1 Look at the photos. Where are the people?

a meeting a party university

2 a **1.1** Listen to three conversations. Match them with the places in photos A–C.

b Listen again and choose the correct alternatives.

- I'm from a small town in *Scotland/Wales*.
- I'm from the *Melbourne/Sydney* office.
- Ah, but you aren't *British/Australian*, right?
- We're from the *Los Angeles/New York* office.
- A:** Where are you from, Daniel?
B: I'm from *Argentina/Mexico*. And you?

c Work in pairs. Look at the names of the people from conversations 1–3. Where are the people from?

Alex Claire Daniel Gabriel and Angela
Lewis Maya Rachel

Grammar

3 Read the grammar box and complete the table with the correct contractions. Use Exercise 2b to help you.

Verb *be* – positive and negative

+		
I	1____/am	Anna.
He/she/it	's/is	from Australia.
We/you/they	2____/are	Mexican.
-		
I	'm not/am not	from Scotland.
He/she/it	isn't/is not	Argentinian.
We/you/they	3____/are not	American.

4 a **1.2** Listen to the sentences and notice how the contractions (*I'm*, *we're*, etc) are pronounced.

- I'm British.
- We're from New York.
- It's cold in here.
- They aren't American.
- It isn't my first time here.
- I'm not a student.

b Listen again and repeat.



5 a Complete the conversation with the correct form of *be*.

A: Hello, I ¹_____ Lena.

B: Hi, Lena. My name ²_____ Nick. Nice to meet you.

A: And you.

B: This ³_____ Melanie.

A: Hi, Melanie. Where ⁴_____ you from?

C: We ⁵_____ from Brent. It ⁶_____ far from here, only one kilometre. What about you?

A: I ⁷_____ from Witney. It ⁸_____ a town near Oxford.

b **1.3** Listen and check your answers.

6 a Work in groups of three. Practise the conversation in Exercise 5a.

b Repeat the conversation. Change the information so it's true for you.

Go to page 116 or your app for more information and practice.



Vocabulary

- 7 a** Work in pairs. Match the countries in the box with photos a–h. Can you think of any other people, things, food, etc. from these countries?

Australia China Egypt Greece Japan
Mexico Russia Spain

- b** 1.4 Listen and check your answers.



- 8 a** Complete the table with the correct countries and nationalities.

Country	Nationality
Australia	-n/-an/-ian 1 _____
Brazil	Brazilian
Egypt	Egyptian
Mexico	2 _____
3 _____	Russian
the US	American
Poland	-ish Polish
4 _____	Spanish
5 _____	Turkish
the UK	British
China	-ese Chinese
Japan	6 _____
Greece	Irregular Greek

- b** 1.5 Listen and check your answers.

- 9 a** Listen again and underline the stressed syllables in the nationalities in Exercise 8a.

Australian

- b** Listen again and repeat.

- 10** Work in pairs. Where are these people and things from? Say the nationality.

A: I think Benedict Cumberbatch is British.

B: Yes, that's right. / I'm not sure. / No, he's American.

Benedict Cumberbatch Donald Trump kung fu
pizza samba dancing sushi

- Go to page 136 or your app for more vocabulary and practice.

Speaking

PREPARE

- 11** You're going to introduce yourself at a conference. Think of a new name, a new nationality and the town or city you are from. Make notes.

SPEAK

- 12 a** Introduce yourself to people at the conference.

A: What's your name?

B: I'm Isabel and this is Rafael.

A: Nice to meet you. Where are you from?

B: We're from Spain. What about you?

- b** Work in pairs. Share information about the other people at the conference.

Develop
your
writing
page 86

1B

All about me



- **Goal:** ask and answer questions
- **Grammar:** questions with *be*
- **Vocabulary:** question words



Listening and vocabulary

1 a Work in pairs. How many words do you know for each topic? Use the photos to help you.

- colours *red; blue*
- months *January; December*
- hobbies *football; dancing*
- feelings (adjectives) *happy; tired*
- jobs *teacher; doctor*

b Work in groups of four and compare your answers. Are any the same?

2 Complete Larissa's social media profile with the words in the box.

good November pink walking

Friendly Face



Larissa Norte

Feeling ¹ _____

From: Rio, Brazil

Birthday: 25th ² _____

Hobbies: 😊 tennis, ³ _____

Favourite colour: ⁴ _____

Favourite actor: Jennifer Lawrence

Favourite food: Italian

3 a Match questions 1–7 with answers a–g. Use the words in **bold** to help you.

1 What's your favourite **colour**?

2 Where are you **from**?

3 Who's your favourite **actor**?

4 When's your **birthday**?

5 What's your favourite **food**?

6 How are you **today**?

7 Are you **interested** in reading?

a I'm OK.

b Chinese food. No, maybe it's Indian. No, it's Chinese.

c I think Simon Pegg is really good.

d Yes, I love it!

e I'm from Napoli, in Italy.

f It's in September.

g It's blue.

b **1.6** Listen and check your answers.

4 a Complete the questions with the correct question words or form of the verb *be*.

1 _____ is your birthday?

2 _____ is your friend from?

3 _____'s your favourite food?

4 _____ your favourite actor Jude Law?

5 _____ is your teacher from?

6 _____ are you today? Are you OK?

7 _____'s your best friend?

8 _____ you interested in art?

9 _____ is your next English class? Is it today?

10 _____ it Friday today?

b Work in pairs. Ask and answer the questions.

Go to your app for more vocabulary and practice.



Grammar

- 5** Complete the grammar box with the correct form of *be*. Use Exercises 3 and 4 to help you.

Questions with *be*

Yes/No questions

Am/Is/Are	Subject	Other information	Short answers
1 _____	I	late?	Yes, I am. No, I'm not.
2 _____	he/she/it	Greek?	Yes, he/she/it is. No, he/she/it isn't.
3 _____	we/you/they	interested in art?	Yes, we/you/they are. No, we/you/they aren't.

Wh- questions

Question word	am/is/are	subject
Where	4 _____ / _____	your teacher from?
What	5 _____	your favourite films?

- 6 a** 1.7 Listen to the sentences. Does the speaker's voice go up or down at the end?

- Are you from Argentina?
- What's your favourite food?
- Are you OK today?
- Where is he from?

- b** Listen again and repeat.

- 7 a** Put the words in the correct order to make sentences.

- who / your / favourite singer / is ?
Who is your favourite singer?
- are / your parents / the US / from ?
- photography / are / you / interested in ?
- is / your / birthday / when ?
- today / are / you / how ?
- why / are / in this class / you ?
- your / what's / favourite / month ?
- are / tired / today / you ?
- your / is / teacher / Spain / from ?
- second name / your / is / what ?

- b** Work in pairs. Student A give an answer to one of the questions in Exercise 7a. Student B say the correct question. Swap roles.

A: *December.*

B: *What's your favourite month?*



Go to page 116 or your app for more information and practice.

Speaking

PREPARE

- 8** You're going to make a social media profile about your partner. First, write some questions to ask your partner. Use the ideas below to help you.

- name
- nationality/country
- hobbies/interests
- favourite (actor/singer/food, etc)



SPEAK

- 9 a** Work in pairs. Ask and answer your questions. Use the Useful phrases to help you. Make notes of your partner's answers.

Useful phrases

OK, first question ...
Next question ...
That's interesting!
Why is Iggy Pop your favourite singer?

- b** Make a social media profile for your partner.
c Look at your social media profile. Is all the information correct?

Develop
your
listening
page 87

1c

For sale

- **Goal:** talk about things for sale
- **Grammar:** *this, that, these and those*
- **Vocabulary:** everyday objects 1




Vocabulary

1 Look at the picture and answer the questions.

- 1 Is it a shop, market or supermarket?
- 2 Are the objects new or old?

2 a Match the words in the box with photos A–N.

bike board games books camera clock
lamp laptop pictures rings skateboard
suitcase sunglasses tennis racket umbrella



b 1.14 Listen and repeat the words.

3 Work in pairs. Close your books. How many objects in the photos in Exercise 2a can you remember?

Go to your app for more practice.



Listening

4 1.15 Listen to Jake and Chris shopping at a market. What does Chris want to buy?

5 a 1.16 Listen to Jake and Chris talking to the seller. What do they buy?

b Listen again and complete the sentences with the correct information.

- 1 The bikes are about _____ years old.
- 2 The sunglasses cost £ _____.
- 3 The lamp costs £ _____.
- 4 Jake pays £ _____.

Grammar

6 Read the grammar box and choose the correct alternatives. Then complete the examples.

this, that, these and those

	near	far
singular	<p>¹this/these _____ lamp is nice.</p>	<p>that That's a nice bike.</p>
plural	<p>²this/these Are _____ sunglasses only a pound?</p>	<p>those Look at those bikes.</p>



- 7 a 1.17 Listen to the pronunciation of *this* and *these*. Which sound is short and which is long? Underline the phrase you hear.

- 1 *this book / these books*
- 2 *this laptop / these laptops*
- 3 *this lamp / these lamps*
- 4 *this printer / these printers*
- 5 *this bike / these bikes*

b Listen again and repeat.

- 8 a Choose the correct alternatives to complete the sentences about the pictures.

- 1 *That/This* clock is very big!



- 2 Are *these/those* rings for men or women?



- 3 *This/That* lamp's really nice.



- 4 *These/Those* laptops are all new.



- b Work in pairs. Point to objects in the pictures in Exercises 6 and 8a for your partner to say what it is/ they are.

A: *What's this?*

B: *It's a lamp. What are these?*

A: *They're rings.*

- 9 Put the words in the correct order to make sentences.

- 1 are / those / How much / shoes?
- 2 lamp / That / really / is / nice
- 3 is / How old / that / bike?
- 4 shoes new? / Are / these
- 5 That / ring / very pretty / is
- 6 Is / £5? / book / this
- 7 love / I / guitar / that
- 8 is / Where / clock / that / from?



Go to page 116 or your app for more information and practice.

Speaking

PREPARE

- 10 Work in pairs. You are at a market. Student A is selling things at the market, and Student B is buying things. Student A: Turn to page 151. Student B: Turn to page 154. Read the instructions.



SPEAK

- 11 a Work in pairs. Student A: Ask the seller questions about the things for sale. Decide what you want to buy. Student B: Answer the customer's questions. Use the Useful phrases to help you.

Useful phrases

That's a nice book. How much is it?

That book is five pounds.

How old is that picture?

It's about 30 years old.


OK, I'll take it!

- b Swap roles and repeat.

- c Report back to the class. What objects do you have?

Develop
your
reading
page 88

► Goal: tell the time



- 1 Look at the photos. What countries are the people from? What are their nationalities?

A: She's from Japan.

B: Yes, she's Japanese.

- 2 a 1.18 Listen to a conference call. What's the time in each location? Choose the correct alternatives.

- It's 6.15 a.m./6.50 a.m. in Dallas.
- It's 10.15 p.m./2.15 p.m. in Moscow.
- It's 12.15 p.m./12.45 p.m. in London.
- It's 5.15 a.m./9.15 a.m. in Buenos Aires.
- It's 9.15 a.m./9.15 p.m. in Tokyo.

- b Listen again. Tick the phrases in the Useful phrases box that you hear.

Useful phrases

Asking for the time

What's the time (in Buenos Aires)?

What time is it (there)?

Telling the time

It's six fifteen in the morning. [6.15]

It's four twenty p.m. [16.20]

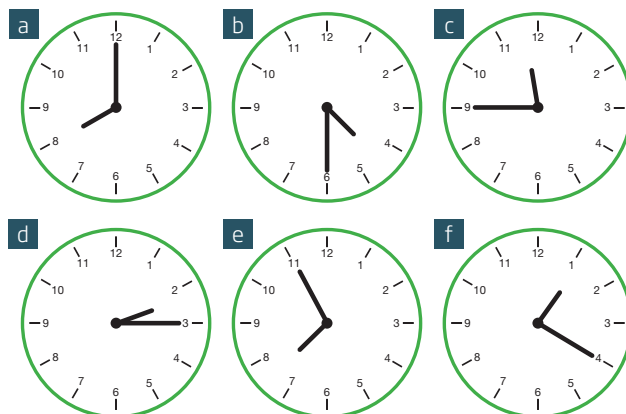
It's half past two in the afternoon. [14.30]

It's three o'clock in the morning. [03.00]

It's a quarter to six in the evening. [17.45]

- 3 a Match the times in the box with clocks a–f. Sometimes more than one answer is possible.

a quarter past two a quarter to twelve
eight o'clock eleven forty-five twenty past one
five to eight half past four four thirty
one twenty seven fifty-five two fifteen



- b 1.19 Listen and check. Then listen and repeat.

- 4 Choose the correct alternatives.

- A: What's *the/a* time?
B: It's a quarter *two/to* six.
- A: What's the time *at/in* Nairobi?
B: It's four *thirty/half* p.m.
- A: What time *it is/is it* there?
B: It's *a half/half* past ten in the morning.
- A: What's the time *there/here*?
B: It's seven twenty-five *a.m./in a.m.*

- 5 Work in pairs. Ask for and tell the time with the clocks in Exercise 3a. Tell the time in different ways.

A: *What's the time on clock a?*

B: *It's eight o'clock. What time is it on clock e?*

A: *It's seven fifty-five.*

- 6 You are going to have a conference call. First, think about:

- your name
- your location
- your nationality
- the time where you are now

- 7 a Work in groups. Have a conference call. Introduce yourself. Write down the names, locations, nationalities and times of the other people in your group.

- b Work in pairs. Tell your partner about the other people in your group in Exercise 7a.



Go online for the Roadmap video.

Check and reflect

1 Choose the correct alternatives.

- 1 My name *are/ 's* Carla. I *'m/ 's* American.
- 2 My mother *aren't/ isn't* Italian. She *'m/ 's* Spanish.
- 3 Kate and Graham *are/ is* from a small town in Australia.
- 4 We *'s/ 're* Spanish but our father *is/ are* from Poland.
- 5 They *isn't/ aren't* students.
- 6 My teacher *isn't/ is* Japanese. He *'s/ are* from China.
- 7 I'm from the US but my boyfriend *isn't/ is*. He *'s/ are* Italian.
- 8 This is Maria. She *'s/ are* from Brazil.

2 Complete each sentence with a country or nationality.

- 1 He's from the UK. He's _____.
- 2 They're from _____. They're Greek.
- 3 I'm from Poland. I'm _____.
- 4 She's from _____. She's Turkish.
- 5 We're from China. We're _____.
- 6 They're from _____. They're Mexican.
- 7 I'm from Australia. I'm _____.
- 8 You're from _____. You're Egyptian.

3 a Think of five famous people from different countries and write their names. Make sure you know which country they're from.

b Work in pairs. Say the names of the famous people. Guess where your partner's people are from.

A: *Kate Winslet.*

B: *She's American.*

A: *No, she's from the UK.*

4 a Match questions 1–6 with endings a–f.

- | | |
|------------------|----------------------------------|
| 1 What's | a a doctor? |
| 2 Where are | b parents now? |
| 3 Are you | c favourite singer? |
| 4 Who's your | d your job? |
| 5 How old | e you from? |
| 6 Where are your | f are your brothers and sisters? |

b Work in pairs. Ask and answer the questions.

5 Choose the correct alternatives.

- 1 **A:** *Is/ Are* her name Catherine?
B: Yes, it *is/ are*.
- 2 **A:** Where *is/ are* you from?
B: I *'m/ 's* from Russia.
- 3 **A:** *Are/ Am* they from Turkey?
B: No, they *isn't/ aren't*. They're from Spain.
- 4 **A:** What *are/ 's* your email address?
B: It *'s/ 're* *jaime21@email.uk*.
- 5 **A:** *Are/ Is* you a nurse?
B: No, I *'s/ 'm* not. I'm a doctor.

6 Choose the correct alternatives.

- 1 Don't go by car. Take your *bike/ lamp*.
- 2 I want to play tennis but I don't have a *racket/ sunglasses*.
- 3 It's raining – take your *umbrella/ rings*.
- 4 I work on my *laptop/ skateboard* in a café.
- 5 My son plays on his *umbrella/ skateboard* every day.
- 6 My family sometimes play *board games/ printer*.
- 7 On holiday, I sometimes read *suitcases/ books*.
- 8 Take a photo with your *pictures/ camera*.
- 9 The *camera/ pictures* of your holiday are nice.
- 10 That *lamp/ printer* is beautiful.

b Work in pairs. Which of the objects in Exercise 6a do you have in your home?

I have a camera, board games ...

7 Choose the correct alternatives.

- 1 **A:** What's *this/ these*?
B: It's my pen. Do you like it?
- 2 **A:** I like *that/ those* sunglasses.
B: Thank you. They're from Italy.
- 3 **A:** Are *this/ these* your keys?
B: No, *that/ those* are my keys over there.
- 4 **A:** What's *that/ those* over there?
B: It's my bag.
- 5 **A:** Hi Karen. *This/ That* is Phil.
B: Hi Phil. Nice to meet you.

8 Work in pairs. Take some objects out of your bag and put them on your desk. Ask and answer questions about them.

A: *This is my pencil, that's my mobile phone.*

What are those?

B: *These are my keys.*

9 Write the times.

- | | | |
|---------|--------|---------|
| 1 08.15 | 3 6.45 | 5 09.00 |
| 2 03.00 | 4 3.30 | 6 11.20 |

It's a quarter past eight in the evening.

Reflect

How confident do you feel about the statements below? Write 1–5 (1 = not very confident, 5 = very confident).

- I can introduce myself.
- I can ask and answer questions.
- I can talk about things for sale.
- I can tell the time.

Want more practice?

Go to your Workbook or app.